

BOLD

VACATION BIBLE SCHOOL

BOLD



BE OUTSPOKEN... LIVE IT DAILY!

THEY WERE BOLD WHEN THEY SPOKE GOD'S WORD! - ACTS 4:31B



**CURRICULUM &
LEADER'S GUIDE**



WWW.BOLDVBS.COM

BOLD

VACATION BIBLE SCHOOL

BOLD



BE OUTSPOKEN... LIVE IT DAILY!

THEY WERE BOLD WHEN THEY SPOKE GOD'S WORD! - ACTS 4:31B



**CURRICULUM &
LEADER'S GUIDE**



WWW.BOLDVBS.COM

BOLD

THEY WERE BOLD WHEN THEY SPOKE GOD'S WORD

ACTS 4:31



THE BOLD VBS CURRICULUM WAS CREATED BY KIDS REACHING KIDS, BUT THE FUNDS THAT MADE THIS PROJECT POSSIBLE CAME FROM THE CHILDREN OF YOUR LOCAL CHURCH.

ALL MATERIALS INCLUDED IN THIS LEADER'S GUIDE AND ON THE WEBSITE, WWW.BOLDVBS.COM, ARE FULLY REPRODUCIBLE.

THE BOLD VBS CURRICULUM WAS WRITTEN & EDITED BY DAN HARRIS.

ADDITIONAL THANKS GO TO:
KATHY LEWIS - EDITING SUPPORT
LAURA KIMBLE - CURRICULUM DEVELOPMENT
ED BRUSSA - SPANISH TRANSLATION



KIDS REACHING KIDS
SDMI - USA/CANADA
CHURCH OF THE NAZARENE
17001 PRAIRIE STAR PARKWAY
LENEXA, KS 66220
KRKNAZ@NAZARENE.ORG
888-644-4510
WWW.KRKNAZ.COM
WWW.BOLDVBS.COM

BOLD MUSIC - WRITTEN & PRODUCED BY PAUL MERRELL - TRUE IMAGE PRODUCTIONS

THE "UNDER THE SEA GRAHAM CRACKERS" SNACK IDEA WAS USED BY PERMISSION FROM THE FIRST YEAR AND CAN BE FOUND AT [HTTP://THEFIRSTYEARBLOG.COM/UNDER-THE-SEA-GRAHAM-CRACKERS/](http://THEFIRSTYEARBLOG.COM/UNDER-THE-SEA-GRAHAM-CRACKERS/) (BOLD PAGE 20)

SNACK IDEA "JELLYFISH HOT DOGS" POSTED BY NANCY WH, CAN BE FOUND AT [HTTP://FOODIST.CA/2009/04/22/JELLYFISH-HOT-DOGS.HTML](http://FOODIST.CA/2009/04/22/JELLYFISH-HOT-DOGS.HTML) UNDER A CREATIVE COMMONS LICENSE. (BOLD PAGE 44)

INKWELL DISCIPLESHIP ACTIVITY - HUMILITY IS A MODIFIED VERSION OF AN ACTIVITY DEVELOPED BY FOCUS ON THE FAMILY OF CANADA, WHICH CAN BE FOUND AT [HTTP://WWW.KIDSOFINTEGRITY.COM/SITES/DEFAULT/FILES/HUMILITY-PC-2015-BEST.PDF](http://WWW.KIDSOFINTEGRITY.COM/SITES/DEFAULT/FILES/HUMILITY-PC-2015-BEST.PDF) (BOLD PAGE 70)

SNACK IDEA "OCTOPUS IN A BLANKET" IMAGE PROPERTY OF CATCHMYPARTY.COM AND FOUND AT [HTTP://CATCHMYPARTY.COM/BLOG/SPOTLIGHT-AN-UNDER-THE-SEA-BIRTHDAY-BASH](http://CATCHMYPARTY.COM/BLOG/SPOTLIGHT-AN-UNDER-THE-SEA-BIRTHDAY-BASH) (BOLD PAGE 92)

BIBLE SQUISHIES CHARACTER ART COURTESY OF DAN STEVERS - WWW.DANSTEVERS.COM

SCRIPTURE TAKEN FROM THE HOLY BIBLE, NEW INTERNATIONAL READER'S VERSION®. COPYRIGHT ©

1996, 1998 BIBLICA. ALL RIGHTS RESERVED THROUGHOUT THE WORLD. USED BY PERMISSION OF BIBLICA.

BOLD

THEY WERE BOLD WHEN THEY SPOKE GOD'S WORD

ACTS 4:31



WELCOME TO BOLD...


BOLD Vacation Bible School will help you take the children of your local church on a **BOLD** adventure for Jesus. In a world that discourages Christians from speaking out about their faith, **BOLD** will lead children through the book of Acts, preparing them to **BE OUTSPOKEN** about their faith in Jesus and to **BOLDLY LIVE IT DAILY!**

A BOLD ADVENTURE THROUGH THE BOOK OF ACTS

BOLD features five stories from the book of Acts. Each story introduces children to disciples of Jesus Christ who found **BOLDNESS** when they faced challenges in their lives. In the process, children will also learn that this **BOLDNESS** comes through Jesus Christ.

A BOLD ADVENTURE ON THE SUBMARINE **UBS** (UNITED BOLD SUBMARINE) ACTION

In addition, children will join the **BOLD** adventure as members of the crew of the **UNITED BOLD SUBMARINE ACTION**. Their guide on this **BOLD** adventure will be Dorsi the dolphin. The children and Dorsi will encounter five special friends (**ORDI** the fish, **JELLI** the jellyfish, **SALVY** the lobster, **INKWELL** the octopus, and **TELLY** the seahorse) who will help children learn how they too can be **BOLD** for Jesus and how they can **LIVE OUT THAT BOLDNESS DAILY!**



"DORSI"



"ORDI"



"JELLI"

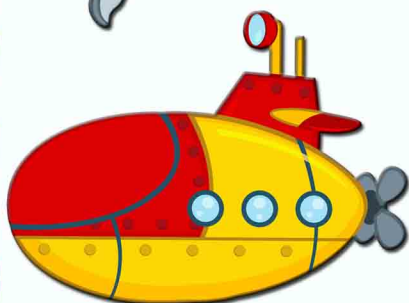


"SALVY"



"INKWELL"

"TELLY"



"UBS ACTION"

TABLE OF CONTENTS

PAGE	CONTENTS
4	BOLD VBS SUPPLIES
5	BOLD VBS SUPPLIES ORDER FORM
6	BOLD VBS SCOPE & SEQUENCE
7	BOLD VBS SITE-OPTIONS
9	DAY 1 - OUR BOLDNESS COMES FROM JESUS
27	DAY 1 - BOLD JR. PAGES
33	DAY 2 - OUR WISDOM COMES FROM JESUS
51	DAY 2 - BOLD JR. PAGES
57	DAY 3 - OUR SALVATION COMES THROUGH JESUS
75	DAY 3 - BOLD JR. PAGES
81	DAY 4 - THE TRUTH OF JESUS COMES FROM THE WORD
99	DAY 4 - BOLD JR. PAGES
105	DAY 5 - WE BOLDLY TELL OTHERS THE GOOD NEWS OF JESUS
123	DAY 5 - BOLD JR. PAGES

WWW.BOLDVBS.COM

BE OUTSPOKEN... LIVE IT DAILY!

BOLD

3

BOLD

THEY WERE BOLD WHEN THEY SPOKE GOD'S WORD
ACTS 4:31



BOLD VACATION BIBLE SCHOOL RESOURCES

Each **BOLD** VBS kit will contain one each of the following items. If you need additional items, please see the **BOLD** VBS Order Form on the next page. You can also order online securely through the Resources page at www.boldvbs.com.

BOLD VACATION BIBLE SCHOOL

BOLD VACATION BIBLE SCHOOL
BE OUTSPOKEN... LIVE IT DAILY!
CURRICULUM & LEADER'S GUIDE

BOLD VBS LEADER'S GUIDE
128 Page B&W Complete VBS Curriculum - \$5ea.

BOLD VBS DIRECTOR'S GUIDE
24 Page Full Color
VBS Director's Guide - \$5ea.

BOLD VACATION BIBLE SCHOOL
BE OUTSPOKEN... LIVE IT DAILY!
DIRECTOR'S GUIDE

VACATION BIBLE SCHOOL

BOLD
BE OUTSPOKEN... LIVE IT DAILY!
THEY WERE BOLD WHEN THEY SPOKE GOD'S WORD - ACTS 4:31

JOIN US ON A **BOLD** ADVENTURE THROUGH THE BOOK OF ACTS!

BOLD VBS & BIBLE CHARACTERS POSTERS
17x22 Full Color Posters - \$1 ea.

BIBLE STORY
JOIN US ON A **BOLD** ADVENTURE THROUGH THE BOOK OF ACTS!

BIBLE MEMORY

ORD'S SNACK SHACK

LINKING RINGS
DISCIPLESHIP

TELLY MISSIONS

JELLI TIME CRAFTS

BOLD VBS SITE POSTERS
11x17 Full Color Posters - \$0.50 ea.

BOLD VBS DAILY THEME BRACELETS

BOLDNESS
WISDOM
SALVATION
TRUTH
GOOD NEWS

\$0.20 ea.

BOLD VBS & BIBLE CHARACTERS CARDS
Full Color Character Card Sets
Complete Set \$0.25 ea.

To see a larger version of any of the images on this page, visit the Resources page at www.boldvbs.com



BE OUTSPOKEN... LIVE IT DAILY!



BOLD VACATION BIBLE SCHOOL ORDER FORM

Kids Reaching Kids—Global Ministry Center
 17001 Prairie Star Pkwy - Lenexa, KS 66220
 Phone: 888-644-4510 - dharris@nazarene.org
 www.boldvbs.com - Fax: 913-577-0874

Name of Church _____
 Name of Contact Person: _____
 Address: _____ City: _____ State: _____ Zip: _____
 Email Address: _____ Phone: _____

Item Description	ITEM ID	# ITEMS	PRICE	# ITEMS x PRICE
BOLD VBS Leader's Guide (128 page - black & white - full curriculum)	BOLD 001		\$5.00ea	
BOLD VBS Director's Guide (24 page - full color)	BOLD 002		\$5.00ea	
BOLD VBS Poster (17x22 full color poster)	BOLD 003		\$1.00ea	
BOLD Bible Characters Poster (17x22 full color poster)	BOLD 004		\$1.00ea	
BOLD Bible Story Site Poster (11x17 full color poster)	BOLD 005		\$0.50ea	
BOLD Bible Memory Site Poster (11x17 full color poster)	BOLD 006		\$0.50ea	
BOLD Inkwell Discipleship Site Poster (11x17 full color poster)	BOLD 007		\$0.50ea	
BOLD Telly Missions Site Poster (11x17 full color poster)	BOLD 008		\$0.50ea	
BOLD Ordi Snack Shack Site Poster (11x17 full color poster)	BOLD 009		\$0.50ea	
BOLD Mo Games Site Poster (11x17 full color poster)	BOLD 010		\$0.50ea	
BOLD Jelli Time Crafts Site Poster (11x17 full color poster)	BOLD 011		\$0.50ea	
BOLD VBS Theme Bracelet - Boldness (dark purple & yellow)	BOLD 012		\$0.20ea	
BOLD VBS Theme Bracelet - Wisdom (royal blue & grey)	BOLD 013		\$0.20ea	
BOLD VBS Theme Bracelet - Salvation (red & white)	BOLD 014		\$0.20ea	
BOLD VBS Theme Bracelet - Truth (teal & light purple)	BOLD 015		\$0.20ea	
BOLD VBS Theme Bracelet - Good News (yellow & red)	BOLD 016		\$0.20ea	
Order Total				
Order Total	Postage	Order Total	Postage	
\$1.00 to \$10.00	\$3.00	\$51.00 to \$100.00	\$10.00	
\$11.00 to \$25.00	\$5.00	\$101.00 to \$150.00	\$12.50	
\$26.00 to \$50.00	\$7.50	\$151.00 to \$250.00	\$15.00	
			AMS	
			1086	Postage
			A470	Total
			5100	
Order Total + Postage Total				
Amount Included with Order				
Balance				

Send check made out to Kids Reaching Kids or General Treasurer.
 Or, if you prefer, you can enter your credit card information below.

Credit Card Information

Name as it appears on card _____
 Billing Address _____ City _____ State _____ Zip _____
 Card Type _____ Master Card _____ Visa _____ Discover _____ American Ex.
 Card Number _____ Exp. Date ____/____/____



(All credit card information will be shredded following processing)

MO YEAR

BOLD

THEY WERE BOLD WHEN THEY SPOKE GOD'S WORD

ACTS 4:31



BOLD

JOIN US ON A BOLD ADVENTURE!

VBS 2016
SCOPE & SEQUENCE

DAY 1 - OUR BOLDNESS COMES FROM JESUS

ACTS 4:1-22 - PETER & JOHN BEFORE THE SANHEDRIN
THE LEADERS SAW HOW BOLD PETER AND JOHN WERE. THEY ALSO REALIZED THAT PETER AND JOHN WERE ORDINARY MEN...THEY REALIZED THAT THESE MEN HAD BEEN WITH JESUS. ACTS 4:13 A,C



DAY 2 - OUR WISDOM COMES FROM JESUS' SPIRIT

ACTS 6:8-15, 7:1-60 - STEPHEN THE MARTYR
THEY ALL BEGAN TO ARGUE WITH STEPHEN. BUT HE WAS TOO WISE FOR THEM. THAT'S BECAUSE THE HOLY SPIRIT GAVE STEPHEN WISDOM WHENEVER HE SPOKE. ACTS 6:9B, 10



DAY 3 - OUR SALVATION COMES THROUGH JESUS

ACTS 13:13-52, 14:1-7 - PAUL & BARNABUS PREACH IN THE SYNAGOGUE
MY FRIENDS, HERE IS WHAT I WANT YOU TO KNOW. I ANNOUNCE TO YOU THAT YOUR SINS CAN BE FORGIVEN BECAUSE OF WHAT JESUS HAS DONE. THROUGH HIM EVERYONE WHO BELIEVES IS SET FREE FROM EVERY SIN. ACTS 13:38-39A



DAY 4 - THE TRUTH OF JESUS COMES FROM THE WORD

ACTS 18:24-28 - PRICILLA, AQUILA, & APOLLOS
APOLLOS WANTED TO GO TO ACHAIA... HE WAS A GREAT HELP TO THOSE WHO HAD BECOME BELIEVERS BY GOD'S GRACE... HE ARGUED STRONGLY AGAINST JEWS WHO DISAGREED WITH HIM. HE PROVED FROM THE SCRIPTURES THAT JESUS WAS THE MESSIAH. ACTS 18:27A,C & 28B



DAY 5 - WE BOLDLY TELL OTHERS THE GOOD NEWS OF JESUS

ACTS 8: 26-40 - PHILIP BOLDLY TOLD THE ETHIOPIAN THE GOOD NEWS OF JESUS
SO PHILIP RAN UP TO THE CHARIOT. HE HEARD THE MAN READING ISAIAH THE PROPHET. "DO YOU UNDERSTAND WHAT YOU'RE READING?" PHILIP ASKED... "HOW CAN I?" HE SAID. "I NEED SOMEONE TO EXPLAIN IT TO ME." HE TOLD HIM THE GOOD NEWS ABOUT JESUS. ACTS 8:30B, 31, & 35B



BE OUTSPOKEN... LIVE IT DAILY!

THEY WERE BOLD WHEN THEY SPOKE GOD'S WORD! - ACTS 4:31B



BE OUTSPOKEN... LIVE IT DAILY!



BOLD

THEY WERE BOLD WHEN THEY SPOKE GOD'S WORD

ACTS 4:31



BOLD SITE-BASED OPTIONS

THE **BOLD** VACATION BIBLE SCHOOL IS A SITE-BASED VBS. THE CHILDREN ROTATE FROM SITE TO SITE WHERE THEY WILL EXPERIENCE A NUMBER OF ACTIVITIES DESIGNED TO ENHANCE AND REINFORCE EACH DAY'S THEME AND BIBLE STORY. THERE ARE SEVEN SITE OPTIONS THAT HAVE BEEN CREATED. CHURCHES CAN CHOOSE TO USE ALL OR ANY NUMBER OF THE SITES. SITES LIKE THE BIBLE STORY AND BIBLE MEMORY SITES CAN BE COMBINED, AS CAN A NUMBER OF THE OTHER SITES.



BIBLE STORY

Taken from the book of Acts, each day's Bible Story will introduce children to individuals from Scripture who were BOLD for Christ.


Children will learn how Jesus enabled His followers with boldness, and how He can do the same for them.



BIBLE MEMORY

The Daily Bible Memory site allows you to help children hide God's Word in their heart through fun games and activities designed

to help them memorize each day's Bible memory verse.



MO GAMES

Molting is a term associated with a lobster's growth cycle. A lobster must break away from its shell so it can develop a larger and stronger

shell. As the children of your VBS participate in Mo Games, they too can grow stronger physically and spiritually.



ORDI'S SNACK SHACK

A snack idea based on either the day's underwater friend or Bible Story has been created to help you give the children of your VBS a fun

and tasty way to experience a BOLD Vacation Bible School.



JELLI TIME CRAFTS

A craft idea based on either the day's underwater friend or Bible Story has been created to provide the children of your VBS an

to create a lasting reminder of their VBS experience.



TELLY MISSIONS

Each day's BOLD VBS Activity Page includes a missions focus and the Kids Reaching Kids Mission Offering project. You can further enhance

this by devoting a site specifically for missions education.



INKWELL DISCIPLESHIP

Each day's BOLD VBS Activity Page also includes a focus on discipleship. When a child accepts Jesus Christ as their Savior, they become one


of His disciples. By including a discipleship site, you can help your children grow as Jesus' disciples.



BE OUTSPOKEN... LIVE IT DAILY!

BOLD VACATION BIBLE SCHOOL

DAY 1



ACTS 4:1-22
PETER & JOHN
BEFORE THE SANHEDRIN



OUR BOLDNESS

COMES FROM JESUS

ORDINARY FOLLOWERS OF JESUS CAN BE BOLD!

WWW.BOLDVBS.COM





DAY 1 - OVERVIEW & OPENING SESSION

THEME
OUR BOLDNESS
COMES FROM JESUS

SCRIPTURE FOCUS
ACTS 4:1-22
PETER & JOHN BEFORE
THE SANHEDRIN

KEY VERSE
ACTS 4:13 A,C

MEMORY VERSE
PROVERBS 28:1

NO GAMES
CLEANING THE
FISH BOWL

ORDI'S SNACK SHACK
UNDER THE SEA GRAHAM
CRACKERS

JELLI TIME CRAFTS
THE ORDINARILY
BOLD FISH

TELLY MISSIONS
THE POWER
CHALLENGE

INKWELL DISCIPLESHIP
SPIRITUAL DISCIPLINE
PRAYER

Opening Session

PowerPoint slides for each Opening Session of BOLD have been prepared and are available on the BOLD VBS Resources & Curriculum page at www.boldvbs.com.

Welcome: A very effective way to signal to the children that it is time to begin is by opening with a song. BOLD VBS includes five daily themed songs/lyric videos that are designed to introduce and reinforce each day's theme. Any of the five songs are appropriate to use during the welcome time.

Greeting: Take a moment to welcome the children, expressing how excited you are that they have come to VBS. Introduce yourself, your rotation leaders, volunteers, and staff members.

Opening Prayer: Invite Christ into your VBS by opening each night with prayer. Consider asking someone different each night to offer this prayer.

BOLD VBS Theme & Bible Basis: Introduce the overarching theme of VBS, BOLD: Be Outspoken... Live it Daily! Tell the children that this week in VBS they will be learning what it means to be BOLD for Jesus. This is also a perfect time to introduce the children to the passage of Scripture that will serve as the Bible basis for BOLD, Acts 4:31b "They were BOLD when they spoke God's Word!"

Daily Theme & Scripture Focus: Share with the children the Day 1 Theme, Our Boldness Comes from Jesus, and the Day 1 Scripture Focus: Acts 4:1-22 – Peter & John Before the Sanhedrin.

Day 1 Song/Lyric Video: Following the introduction of the Daily Theme & Scripture Focus is the perfect time to introduce the Day 1 song/lyric video. Teach the children the words and motions, which can be found on the BOLD VBS Resources & Curriculum page at www.boldvbs.com. Then lead them through the Day 1 song/lyric video.

Opening Skit: Take a moment to introduce the opening skit by reading the following: All this week, we are going on a BOLD adventure. You will be crew members of the United Bold Submarine or UBS ACTION. Our guide on our BOLD adventure this week will be Dorsi, a dolphin who will help us navigate the deep sea. Along our BOLD adventure we will encounter a number of friends who are going to help us learn how to be BOLD for Jesus. The friend we will meet today is Ordi, a very ordinary fish who has an extraordinary love for Jesus. Let's now give all of our attention to Dorsi as we begin our BOLD adventure.


Mission Offering Project: The Kids Reaching Kids Mission Offering Project for 2016 is called POWER: Unlocking the Power of God's Word! The Bible basis is Mark 12:24 (NIRV), "Jesus replied, 'You are mistaken, because you do not know the Scriptures. And you do not know the power of God.'" Read the following to the children: We live in a world today that can be very confusing. When we are faced with a difficult situation, we can find POWER to overcome it through God's Word. But many children around the world still do not have easy access to God's Word. The VBS offering you bring this week will help equip children all across the globe with God's Word.

Concluding the Opening Session: Before you send the children to their first VBS rotation, lead them through the Day 1 song/lyric video one more time. This will once again introduce and reinforce the Day 1 theme.



ORDINARY FOLLOWERS OF JESUS CAN BE BOLD!

ORDINARY FOLLOWERS OF JESUS CAN BE BOLD!



DAY 1 - OPENING SKIT

The opening skits created for BOLD are designed to introduce children to each day's theme and Bible Story, and to invite the children into the BOLD adventure by making them a part of each skit. The daily Overview & Opening Session pages in both the Director and Leader's Guides include an introduction for each skit. This introduction should be read prior to each skit.

SETTING THE SCENE

Underwater submarine sounds should be playing, and lights should be dimmed. As Dorsi enters the stage to address the children, lower the volume of the underwater submarine sounds.

THE OPENING SKIT

DORSI – Welcome crew members of the United **BOLD** Submarine Actions. I am Dorsi, and I will be your guide on the **BOLD** adventure. Each of you has been specifically chosen for this adventure. Along this adventure you will discover how you can be **BOLD** in a world that can sometimes be scary. And with the help of Jesus Christ, you will learn how to help others be **BOLD** as well. As we travel the underwater depths, our task will be to help those we encounter learn how to be **BOLD**. Are you ready for this **BOLD** adventure? (Encourage the children to **BOLDLY** respond to this invitation.)

DORSI – Great! Then let the adventure begin! (Bring the volume of the underwater submarine sounds back up for a few second until Ordi enters the stage.) As Ordi enters the stage, Dorsi sees Ordi, and turns back to address the children.

DORSI – It looks like we have someone here who needs our help. Let's see if we can help them to be **BOLD**.

DORSI – (Speaking to Ordi) Hello there! How are you doing today?

ORDI – (Looking a little timid) I am not doing so well.

DORSI – What seems to be the problem?

DORSI – Are you familiar with the phrase, there are a lot of fish in the sea?

DORSI – Yes, I have heard that said a number of times. Why?

ORDI – Because it's true. There are fish everywhere. Red, blue, green, orange, yellow, and there are a few that are completely transparent. You can see right through them.

DORSI – Yes, I did know that. As my friends and I travel throughout this underwater world, we see thousands of all kinds of fish. But I am not quite sure why the fact that there are a lot of fish in the sea is a problem.

ORDI – The problem is that I am just one little fish in this big sea of millions and millions of fish. There is nothing special about me. I am just an ordinary fish.

DORSI – I don't think you are just an ordinary fish. I don't think our crew here thinks you are an ordinary fish. What do you say crew? (Leader's should encourage the children to respond with "no" or "not at all.")

ORDI – Thanks for your encouragement, but I am still not convinced that I am anything more than just an ordinary fish.

DORSI – What is your name?

ORDI – My name is Ordi. Can you believe that? My parents named me Ordi, which, if you have not figured out yet, is short for ordinary.

DORSI – Your parents named you Ordinary?

ORDI – No, just Ordi. But it must be short for ordinary. What else could it be short for?



DAY 1 - OPENING SKIT (CONT)

DORSI – Maybe it is short for Ordinarily.

ORDI – Ordinarily... How is that different from ordinary.

DORSI – Let me explain with a story. Have you ever heard of Peter and John?

ORDI – I think so. Aren't they a couple of sardines who hang out at the coral reef?

DORSI – Not exactly. Peter and John were disciples of Jesus Christ. They helped Jesus spread His Good News. Even after Jesus died on the cross and went back to Heaven to be with God, Peter and John continued to **BOLDLY** tell people all about Jesus.

ORDI – They must have been special. They were probably also really smart. I'm not very smart. I thought Peter and John were sardines.

DORSI – I'm sure you are a lot smarter than you give yourself credit for. And I believe you can also be just as **BOLD** as Peter and John.

ORDI – How could I be **BOLD**? Didn't you hear me say I am not special? I am nothing like Peter and John.

DORSI – Well, you are right about one thing, Ordi. Peter and John were special. But it was who that made them special that is important.

ORDI – Who?

DORSI – Yes, who. Peter and John did a lot of special things. They healed people who were sick; and when they spoke to people about Jesus, people were amazed. One day some religious leaders and officials stopped and questioned them. They wanted to know where Peter and John got their power to heal people. They also wanted to know how Peter and John were able to be so **BOLD** when they spoke. After spending some time with Peter and John, these religious leaders and officials realized something very special about Peter and John.

ORDI – What was that?

DORSI – They realized that, although Peter and John were ordinary men who had never received any special training, they were still special. They realized that Peter and John had been with Jesus. It was Jesus who made them **BOLD**.

ORDI – Didn't Jesus live a long time ago?

DORSI – Yes, He did. Why do you ask?

ORDI – You said that Peter and John were **BOLD** because they had been with Jesus. How can I be with Jesus if He lived a long time ago? How can Jesus make me **BOLD**?

DORSI – It was a long time ago when Jesus lived here on earth. But Jesus has provided us today a way that we can be with Him now.

ORDI – How can I be with Jesus now?

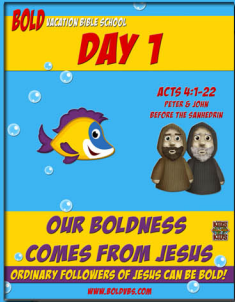
DORSI – We can be with Jesus now because He sent His Spirit to be with us. It was through the power of Jesus' Spirit, the Holy Spirit, that Peter and John were able to heal the sick. It was through the power of Jesus' Spirit that they were able to be **BOLD**. It was through the power of Jesus' Spirit that made these ordinary men special.

ORDI – Can Jesus' Spirit do the same for me?

DORSI – Yes, He can. Jesus' Spirit can make anyone special. He can make you more than just an ordinary fish. He can make you an ordinarily **BOLD** fish.

DAY 1

OUR BOLDNESS COMES FROM JESUS ACTS 4:1-22



DAY 1 - OPENING SKIT (CONT)

ORDI – You changed ordinary to ordinarily again. Why do you keep doing that?

DORSI – I do it because I believe Jesus' Spirit can make you just as **BOLD** as Peter and John. Jesus' Spirit can make any of these crew members as **BOLD** as Peter and John. And when Jesus makes you **BOLD**, your **BOLDNESS** becomes more than just what you do; it becomes who you are. When something is ordinary, it may be just plain and simple. But when Jesus' Spirit makes someone **BOLD**, this becomes what we ordinarily expect from that

person. When they face a challenge in life, **BOLD** becomes how they ordinarily act. Not plain and simple, but **BOLD** and consistent.

ORDI – I think I get it. Jesus can help me to be **BOLD** all of the time. And if I am **BOLD** all of the time, then **BOLDNESS** becomes more than what I do; it becomes who I am. And when people see me being **BOLD** because of Jesus, they will come to know that this is the way I ordinarily act. Is that right? Is that what you have been trying to show me?

DORSI – I think you got it Ordi. What do you think crew members? (Encourage the children to respond in the affirmative.)

ORDI – Thank you Dorsi! And thank you crew members!. You have helped me see that I don't have to be an ordinary fish. You have helped me see that I can be Ordi, the ordinarily **BOLD** fish. I like the sound of that.

DAY 1 - CLOSING SESSION

PowerPoint slides for each Closing Session of BOLD have been prepared and are available on the BOLD VBS Resources & Curriculum page at www.boldvbs.com.

Welcome: As the children are returning for the closing session, have your music leader lead the children in the Day 1 or another of the BOLD VBS songs.

Greeting: Take a moment to welcome the children to the closing session. This is a perfect opportunity to review with the children what they learned during the Day 1 Bible story, Peter and John before the Sanhedrin. Take some time to review the story and ask the children some key questions from the lesson. You may also choose to ask one of the children to recite the Day 1 memory verse from Proverbs 28:1 or the Day 1 theme: Our Boldness Comes from Jesus.

Closing Skit: Take a moment to introduce the closing skit by reading the following: All this week, we are going on a BOLD adventure. We will be traveling on the submarine Action. Our guide on our BOLD adventure this week will be Dorsi, a dolphin who will help us navigate the deep sea. Along our BOLD adventure we will encounter a number of friends who are going to help us learn how to be BOLD for Jesus. The friend we met in the opening skit today was Ordi, a very ordinary fish who has an extraordinary love for Jesus. Now, let's once again give all of our attention to Dorsi as we continue on our BOLD adventure.

Mission Offering Project: Remind the children of the Kids Reaching Kids Mission Offering Project, Power: Unlocking the Power of God's Word. Announce the total of the offering collected in the opening session. Encourage the children to share with their friends and family about Kids Reaching Kids and this year's Mission Offering Project.

Concluding the Closing Session: A great way to wrap up each night of VBS is by closing with a final song. Following the song, take a moment to once again review with the children the key theme and lessons that were taught during VBS that day. Make important announcements for both the children and your leaders. Close the evening in prayer.




ORDINARY FOLLOWERS OF JESUS CAN BE BOLD!



DAY 1

DAY 1 - CLOSING SKIT



The closing skits created for **BOLD** are designed to review with the children each day's theme, Bible story, and other key elements and lessons from that day's Vacation Bible School. The Closing Session for each day of **BOLD**, found in both the Director and Leader's Guides, includes an introduction for each closing skit. This introduction should be read prior to each skit.

SETTING THE SCENE

Underwater submarine sounds should be playing, and lights should be dimmed. As Dorsi enters the stage to address the children, lower the volume of the underwater submarine sounds.

THE CLOSING SKIT

DORSI – Welcome back crew members. Did everyone have a great time during today's **BOLD** adventure? (Encourage the children to respond **BOLDLY** in the affirmative.)

DORSI – Along our adventure today we met a new friend. Do you remember the name of that Ordinarily **BOLD** fish we met? (Encourage the children to **BOLDLY** shout "**ORDI!**")

DORSI – That is correct. Was **ORDI** just an ordinary fish? (No! **ORDI** was an ordinarily **BOLD** fish.) That is right. God did not see **ORDI** as just an ordinary fish, nor is that how Jesus sees any of you. **ORDI** learned that **BOLDNESS** comes from Jesus; and when we allow Jesus' Spirit to work in our hearts, the **BOLDNESS** He gives us becomes a part of who we are. It becomes what people will ordinarily see when they see us **BOLDLY** living for Jesus.


DORSI – This is also what we saw in the lives of Peter and John. Can anyone tell what Peter and John were able to **BOLDLY** do because of the power of Jesus' Spirit in their lives? (Jesus helped Peter and John to speak **BOLDLY** and to heal the sick in Jesus' name.)

DORSI – The elders, teachers of the law, and the high priest, Caiaphas, asked Peter and John to stop telling everyone the Good News of Jesus. They also asked them to stop healing the sick in Jesus name. Did Peter and John stop? (No!)

DORSI – That is correct! Peter and John **BOLDLY** told these men that they were going to obey God, which meant they were going to tell everyone all that they had seen and heard about Jesus. Peter and John were **BOLD** because they had spent time with Jesus and because Jesus' Spirit was still working in their lives.

DORSI – I am so excited about what I learned about Jesus today! I cannot wait to see what He has for us tomorrow as we continue this **BOLD** adventure. Can I count on all of my crew members to join me again tomorrow for another **BOLD** adventure? (Encourage the children to respond **BOLDLY** in the affirmative.)

DORSI – That is great. I will see you all tomorrow. Remember that our **BOLDNESS** comes from Jesus!



DAY 1 - BIBLE STORY

ACTS 4: 1-22 NIRV



Peter & John before the Sanhedrin

Setting the Story – Acts Chapters 2-3

In Acts Chapter 2, the Apostles, including Peter and John, experienced the coming of the Holy Spirit at Pentecost. As a result of this empowerment from Jesus' Spirit, Peter, John, and many others, began to boldly spread the Good News of Jesus Christ throughout Jerusalem.

In Acts Chapter 3, Peter and John healed a crippled man outside of the temple. After they healed this man, a large crowd gathered around Peter, John, and the healed man. Peter and John took advantage of the situation to speak and teach about Jesus.

As Acts chapter 4 opens, we find Peter and John speaking boldly about Jesus, His resurrection, and His promises for those who chose to place their faith in Him.

The Story – Acts 4:1-22

One day two of Jesus' disciples, Peter and John, were speaking to a large crowd in Jerusalem. Jesus, whom God had raised from the dead after He had been crucified, had just recently returned to Heaven. Before Jesus left, He promised His disciples that He would send to them His Spirit, the Holy Spirit.

But you will receive power when the Holy Spirit comes on you. Then you will tell people about me in Jerusalem, and in all Judea and Samaria. And you will even tell other people about me from one end of the earth to the other.” (Acts 1:8)

That promise had come true on the day of Pentecost. As a result, Peter and John began to speak boldly about Jesus everywhere they went. They also began healing the sick and crippled in Jesus' name.

Among the crowd that day were the priests, the captain of the temple guard, and some men known as Sadducees. The Sadducees were wealthy members of the ruling council who worked with the Romans to ensure the peace. The Sadducees were more concerned with political power than with religious matters. The Sadducees were also known for not accepting the promise of the resurrection. It was Peter and John's preaching about the resurrection of Jesus that upset them. In an attempt to keep Peter and John quiet, the temple authorities arrested them.

The next day, the elders, teachers of the law, and the high priest Caiaphas, asked Peter and John some questions. The questions they asked them are found in Acts 4:7.

“By what power did you do this?” They asked. “And through whose name?”

Peter boldly answered their questions. Peter told them that it was by Jesus' power and in Jesus' name that they had preached the Good News about Jesus. He also told them that it was through Jesus' power, and through His name that they had healed a crippled man who happened to be standing next to Peter and John. (CONTINUED ON THE NEXT PAGE.)

KEY
VERSE

THE LEADERS SAW HOW BOLD PETER AND JOHN WERE. THEY ALSO REALIZED THAT PETER AND JOHN WERE ORDINARY MEN... THEY REALIZED THAT THESE MEN HAD BEEN WITH JESUS. ACTS 4:13 A&C

The high priest, leaders, and teachers saw how **BOLD** Peter and John were. They also realized that Peter and John were ordinary men. This meant that Peter and John had not been educated like the leaders and teachers; instead, their boldness must have come from somewhere else. They also saw the man Peter and John had healed standing next to them. This man was a familiar face around the temple, and the fact that he had been crippled was known by many in the temple and all around Jerusalem.

The number of people in Jerusalem who had chosen to accept the Good News of Jesus that Peter and John had been preaching had grown to nearly 5,000. The high priest, leaders, and teachers, were afraid that more people would also believe and put their faith in Jesus if they learned that this crippled man had been healed by Peter and John in Jesus' name. Since they could not deny that a miracle had occurred, they ordered Peter and John to stop speaking and teaching about Jesus.

Upon hearing this, Peter and John boldly responded to the high priest, leaders, and teachers.

"Which is right from God's point of view? Should we listen to you? Or should we listen to God? You be the judges! There is nothing else we can do. We have to speak about the things we've seen and heard."

After another warning not to speak about Jesus, Peter and John were released.

Story Summary & Discussion

Say to the Children - Peter and John believed they had a message that everyone needed to hear. Despite being threatened and put into jail, they continued to boldly tell everyone they saw about the Good News of Jesus.

Ask the Children – Can anyone tell me what the Good News of Jesus is? (Allow children the opportunity to respond.) **Say to the Children** - The Good News of Jesus is that Jesus was crucified on the cross as a sacrifice for our sins. Those who accept Jesus as their Savior by inviting Him into their hearts can have their sins forgiven, and can spend eternity with Jesus in heaven.


Ask the Children – Why is it important for Christians to share the Good News of Jesus? (Allow children the opportunity to respond.) **Say to the Children** – Jesus' final words to Peter, John, and the other disciples, is found in Matthew 28:16-20. This passage of Scripture is known as the Great Commission. (Read Matthew 28:16-20.)

Say to the Children – Jesus told Peter, John, and the other disciples, to go and make more disciples. Anyone who accepts Jesus as their Savior also becomes one of Jesus' disciples. And as one of His disciples, they too are to obey Jesus' words found in the Great Commission. Unfortunately there are people in our world today that have not accepted Jesus as their Savior. They may even try to get Jesus' disciples to stop speaking about the Good News of Jesus.

Ask the Children - Can anyone tell me what the word authority means? (Allow children the opportunity to respond.) **Say to the Children** – There are a lot of people in this world who are in positions of authority. Many of these are good people, and they use their authority to do a lot of good. But some people who have authority might order Jesus' disciples to stop sharing His Good News with others. But, as Matthew 28:18 tells us, these people don't possess the same level of authority that Jesus possesses. (Read Matthew 28:18.)

Say to the Children - As God, Jesus has more authority than anyone. When Jesus asks His disciples to be **BOLD**, and to share His Good News with their world, nobody has the authority to stop them. Because of Jesus we, as His disciples, can also be **BOLD** when we share His Good News.





DAY 1 - BIBLE MEMORY ACTIVITY

Day 1 Memory Verse – Proverbs 28:1

***“Sinners run away even when no one is chasing them.
But those who do what is right are as bold as lions.”***

Memorizing Bible verses helps children hide God’s Word in their hearts. When children have God’s Word in their hearts they can boldly face the challenges of life.

The Theme for Day 1 of BOLD is Our Boldness Comes from Jesus. The memory verse selected for Day 1 from the book of Proverbs will help reinforce this theme. Use the following activity to help the children of your VBS memorize this verse.

What you will need: •2-3 small stuffed Lionfish (or if you are not able to find stuffed Lionfish, you may substitute with small stuffed Lions). •A sign that says “No One” in large letters. •Yarn or safety pins to attach this sign to a child. (Note: Yarn can be used to make a “necklace.”)

1. Have the Memory Verse for Day 1 (Proverbs 28:1) displayed for the children to see as you begin the activity. Have the children recite the verse together a few times. As they do, encourage them to picture sinners who have no boldness, running away even though no one is chasing them. Next, have them imagine those who follow and obey what they learn from God’s Word standing as bold as lions.

2. **Ask:** Have you ever heard of a Lionfish? (Allow the children the opportunity to respond to the question.)
Say: A Lionfish is a very beautiful and very bold fish. If a Lionfish senses that it is in danger, it has up to 18 needle-like fins that can dispense venom, enabling it to boldly defend itself. As a result, Lionfish have a large and growing population. They are definitely a very bold fish.

3. As Bold As A Lionfish Game

How to play: Select one child to be “No One,” and have the child wear the sign that says “No One.” The other children represent “sinners,” and they are to avoid being tagged as “No One” chases them. However, give 2-3 children a Lionfish (or small lion). Children who have the Lionfish cannot be tagged. Having the Lionfish represents that they are one of Jesus’ disciples, living as Jesus wants them to live. As a result they can be BOLD.

One of the important lessons children will learn during VBS is that being BOLD for Jesus includes sharing the Good News of Jesus with others. Therefore, if they see one of the “sinners” running from “No One,” they should pass the “sinner” their Lionfish. This will allow the “sinner” to become one of Jesus’ disciples. This represents why Christians are called to share the Good News of Jesus with those who are not Christians. However, if “No One” turns and starts to chase the child who gave up their Lionfish, they now represent a “sinner” and will need someone with a Lionfish to toss them one. The game ends when all the “sinners” have been tagged.

At the conclusion of each game, have the children stop and recite the verse a couple of times.



JELLI TIME CRAFTS DAY 1 - THE ORDINARILY BOLD FISH

WHAT IS NEEDED

You will need the following items for this craft. Markers, scissors, glue, and depending on which option you choose...

PAPER CLIP




STRING

OR




AND

TELLI TIME CRAFT ACTIVITY



The Day 1 - Jelli Time Craft is called, **THE ORDINARILY BOLD FISH**. There are two options that you can choose for this craft. You can either have the children turn their **ORDINARILY BOLD FISH** into a **BOLD** symbol they can hang in their home, or a **BOLD** puppet they can use to share the Good News of Jesus with their friends and family. The Day 1 - Tell Time Craft Activity sheet can be found on the Day 1 Resources page at www.boldvbs.com.



STEP 1

Have children color the main body and the individual parts of Ordi.




STEP 2

Have children cut out the main body and the individual parts of Ordi.

STEP 3

Have children glue the center of each of Ordi's individual parts to his main body leaving the edges unglued. This will give Ordi a 3D look.



STEP 4

Have children add BOLD or the Day 1 Memory Verse to their Ordi.



STEP 5

Finally, help children complete their Ordinarily Bold Fish by adding a paper clip and string, or by gluing it to a tongue depressor.





ORDI'S SNACK SHACK

DAY 1 - UNDER THE SEA GRAHAM CRACKERS



This snack idea is a simple and fun idea that allows the children to participate in the creation of their fun snack.

Ingredients

- Graham crackers
- Graham cracker crumbs, in bowl
- Gold fish crackers
- White ball sprinkles
- Green and red long sprinkles, or jimmies
- Round red sprinkles

Blue Buttercream


- 1 stick of butter, room temperature
- 1/2 cup vegetable shortening
- 2 to 2 & 1/2 cups powdered sugar
- teal or blue food coloring



Directions

Blue Buttercream

1. In a mixing bowl, combine the room temperature butter and shortening, beat using an electric mixer for 2 minutes, until light and fluffy.
2. Begin to add in the powdered sugar, about 1 cup at a time. Slowly beat the mixture until the powdered sugar is incorporated. Continue this process, adding enough powdered sugar to make sure the frosting isn't too wet.
3. Add in your desired blue food coloring, mix by hand until the color is even.



3. Add in your desired blue food coloring, mix by hand until the color is even.

To Assemble the Under the Sea Graham Crackers

1. Take one graham cracker and using a spreader or butter knife, spread blue frosting on almost all of the cracker, but leave the very top of the graham cracker frosting free.
2. Place the bottom of the frosted graham cracker into the bowl with graham cracker crumbs, covering just the bottom of the cracker with crumbs or 'sand'. You can sprinkle extra crumbs on if needed.
3. Add two goldfish crackers. Then give each goldfish 2 air bubbles, using the white ball sprinkles.
4. Optional decorations include seaweed and a crab. To make the seaweed use several long green sprinkles and arrange them to look like seaweed. To make the crab, use one red round sprinkle and several long red sprinkles as legs and arrange them to look like a crab.

The "Under the Sea Graham Crackers" snack idea was used by permission from The First Year: Something Sweet and can be found at <http://thefirstyearblog.com/under-the-sea-graham-crackers/>
Idea submitted by Laura Kimball - Sebring First COTN (East Ohio District)

DAY 1

OUR BOLDNESS COMES FROM JESUS ACTS 4:1-22



MO GAMES - INTRO FOR DAY 1

Salvy the Lobster has a number of BOLD and exciting games for the children of your VBS to enjoy. By participating in the Mo Games, children will have the opportunity to exercise their physical bodies while they also exercise their spiritual bodies during VBS.

The lobster - particularly how a lobster grows - is a great example of what is taking place in the lives of children as they grow as Jesus' disciples. As you kick off Mo Games with the children on Day 1 - share with them the following fun and interesting information about Lobsters.

Say: Did you know that before a lobster grows, it must go through a process called molting? Unlike humans, a lobster has a rigid exoskeleton, or shell, that it must get rid of before it can grow larger. Lobsters must break out of their shells by flexing their bodies back and forth. Once the old shell is gone, a new larger one can grow. Although a lobster will continue to molt its entire life, it is during its early life when it will molt the most. Before a lobster reaches one pound, it will have molted up to 25 times.

Say: Growing as a disciple of Jesus is like molting. Many people have bad habits and behaviors that Jesus wants to help them get rid of. A disciple of Jesus may have to work hard to break those bad habits and behaviors; but when they do, it allows them to grow into **BOLD** and strong disciples. As you exercise your bodies during Mo Games, which is helping your physical body to grow stronger, remember that you are also helping your spiritual body grow **BOLDER** and stronger as you learn more about Jesus during VBS.

DAY 1 MO GAMES - CLEANING THE FISH BOWL

What you will need: 12-16 pylons (cones),
2 swimming noodles, and 2 flags.

Setting up for the Mo Game: First, use four of the pylons to create a square perimeter. If you have sufficient space, a square perimeter of at least 50 feet on each side would be ideal. Next, take the remaining pylons and create a circle inside the square perimeter, which will serve as the fish tank. The pylons that form the inside circle should be approximately 6-8 feet apart. Finally, place the 2 flags on 2 of the pylons of the inside circle. The pylons you choose need to be next to each other. They will designate the opening of the fish tank.

How to Play: The game starts with all of the children, who are the fish, in the inside circle (fish tank). Two individuals are then designated as the Cleaners. The Cleaners can be two of the children, or they can be members of your Mo Games volunteers. The Cleaners each have a pool noodle, and they should be outside of the inside circle (fish tank) before the game starts. The game starts when the leader says, "It's time to clean the fish tank!" This is the signal for the Cleaners to enter the fish tank at the designated opening.

The pool noodles are cleaning tools, and the Cleaners wave them around as though they are cleaning the fish tank. However, the fish do not want to come into contact with the cleaning tools; therefore, they must avoid them. At this point it is okay for the children (fish) to leave the fish tank, but they must do so only through the designated opening. They must also stay within the larger square perimeter. The Cleaners are not to stay near the opening of the fish tank, but must be moving all throughout the tank.


Once all the children (fish) have exited the fish tank, the leader calls out "all clean!" This is the signal for the Cleaners to leave the fish tank at the designated opening and for the children (fish) to reenter the tank. However, the Cleaners will still be waving their cleaning tools, and the children (fish) must continue to try to avoid the tools. As the Cleaners leave the fish tank, they cannot remain near the designated opening; they must continue to move around the larger square perimeter.

If at any time during the game a child (fish) comes into contact with a cleaning tool, they must leave the square perimeter and wait until the game has ended. Also, if a fish attempts to leave or reenter the fish tank by any path other than through the designated opening, they also must leave the square perimeter and wait until the game had ended.

The cleaning process described above can be repeated until there are only two fish (children) remaining who have not had to leave the square perimeter. At this point, the remaining fish can become the Cleaners, and the game can be repeated.

Spiritual Truth: Just like fish need a clean fish tank, Jesus' disciples need Jesus to clean them of their bad habits and behaviors.

ORDINARY FOLLOWERS OF JESUS CAN BE BOLD!



DAY 1 - INKWELL DISCIPLESHIP - A BOLD ACTION OF PRAYER

As the children of your VBS travel along their BOLD adventure during Vacation Bible School, BOLD has provided you with an Inkwell Discipleship activity each day that will help your children focus on a spiritual discipline. What is a spiritual discipline? A spiritual discipline is any activity or routine that disciples of Jesus can participate in with the goal of helping them growing closer to Jesus. Just like an athlete or musician needs to spend the necessary time and effort practicing and perfecting their skills, a disciple of Jesus must also be willing to put in the necessary time and effort to become a strong disciple of Jesus.

The Day 1 spiritual focus is prayer, which is one of the most important spiritual disciplines. Prayer is an opportunity for children to talk with Jesus while also listening for the voice of Jesus' Spirit. Some children might feel that praying is too hard, or they might think they have nothing to say to Jesus. Providing children with a simple pattern for prayer is one of the best ways to help them make prayer a part of their daily lives.

Help the children of your VBS fill out their BOLD ACTION Plan of Prayer by following the instructions below.

INKWELL DISCIPLESHIP - DAY 1 - A BOLD ACTION PLAN OF PRAYER

The **BOLD** adventure that you are taking part in at VBS includes your journey on the submarine **UBS ACTION**. What follows is a simple prayer pattern that uses the letters of **ACTION** to help you grow as a disciple of Jesus through the spiritual discipline of prayer.

YOUR ORDERS FROM YOUR SUBMARINE CAPTAIN



1. Think about a need or issue in your life that each word or question in the pattern reminds you of.
2. Write the need or issue in the space provided.
3. Starting with the letter A and continuing on through the letter N, pray about one need or issue each day. After six days you will have prayed for each of the six needs or issues.
4. On day seven, read over the prayer pattern again. If Jesus has answered any of the needs or issues that you wrote down, you may remove it from your list. Then think about another need or issue that you can put in its place.

A - ACTION - Is there something that Jesus may be asking you to do?

A

C - CHANGE - Is there a habit you have that you know Jesus would want you to stop?

C

T - TIME - Is there something you do that makes Jesus happy that you could spend more time doing?

T

I - INTERCEDE - Is there someone you know who you could pray for?


I

O - OBEY - Are there times when you have trouble obeying your parent(s) or guardian(s)?

O

N - NEED - Is there something you feel you need that you would like to ask Jesus for?

N



DAY 1 - TELLY MISSIONS

The Kids Reaching Kids Mission Offering Project for 2016 is **POWER: UNLOCKING THE POWER OF GOD'S WORD**. This offering will help combat biblical illiteracy by equipping children with God's Word.

What is biblical illiteracy?

Biblical illiteracy is what happens when a child either does not have access to the Bible or biblical teaching. It can also occur when a child who has access to the Bible or biblical teaching chooses not to spend time reading the Bible or listening to biblical teaching.

How will power help combat these two problems of biblical illiteracy?

1. For those children across the globe who do not have easy access to the Bible, **POWER** will fund ministry efforts aimed at putting the Bible in print or electronic form into the hands of children.
2. **POWER** will also help fund ministries whose aim is to educate children about the importance of spending time reading the Bible and listening to biblical teaching.

Mark 12:24 NIRV

One day a group of Sadducees came to Jesus with a question. Sadducees were wealthy members of the ruling council who were known for not accepting the promise of the resurrection. (Refer to the Day 1 – Bible Story from Acts 4:1-22 for more information about the Sadducees.) The question they asked Jesus on that day revealed to Jesus that the Sadducees did not understand the Scriptures. Before Jesus answered their question, He told them what the real problem was.

“Jesus replied, ‘You are mistaken because you do not know the Scriptures. And you do not know the power of God’” (Mark 12:24, NIRV).

Children face difficulties in their lives. Many of them may have a lot of questions they would like to ask Jesus. Just as was the case with the Sadducees, children can begin to find the answers they seek when they engage in reading the Bible or listening to biblical teaching on a regular basis.


Unlocking the Power of God's Word In the Children of Your VBS – The **POWER CHALLENGE**

Every child who attends Vacation Bible School has the opportunity to read and listen to God's Word. They also have the opportunity to begin to increase their biblical knowledge by accepting the **POWER CHALLENGE**. Sunday School and Discipleship Ministries has developed a 40-day Scripture reading plan for children through Engage the Word that can be used to help children begin to unlock the **POWER OF GOD'S WORD**.

In the resource section for Day 1 at www.boldvbs.com, you can find this Daily Scripture Reading resource.



Telly Missions Day 1 POWER CHALLENGE



NAME

DAY 1

OUR BOLDNESS COMES FROM JESUS

ACTS 4:13-21



DAY 1 - PRAYER FOCUS

DEAR JESUS,
I AM JUST AN ORDINARY KID. BUT I CAN BE BOLD
WHEN I TRUST IN YOU. HELP ME LEARN THIS WEEK
TO PUT ALL OF MY TRUST IN YOU. AMEN



DAY 1 - SCRIPTURE FOCUS - ACTS 4:13-21 NIRV

13 THE LEADERS SAW HOW BOLD PETER AND JOHN WERE. THEY ALSO REALIZED THAT PETER AND JOHN WERE ORDINARY MEN WITH NO TRAINING. THIS SURPRISED THE LEADERS. THEY REALIZED THAT THESE MEN HAD BEEN WITH JESUS. 14 THE LEADERS COULD SEE THE MAN WHO HAD BEEN HEALED. HE WAS STANDING THERE WITH THEM. SO THERE WAS NOTHING THEY COULD SAY. 15 THEY ORDERED PETER AND JOHN TO LEAVE THE SANHEDRIN. THEN THEY TALKED THINGS OVER. 16 "WHAT CAN WE DO WITH THESE MEN?" THEY ASKED. "EVERYONE LIVING IN JERUSALEM KNOWS THEY HAVE PERFORMED AN UNUSUAL MIRACLE. WE CAN'T SAY IT DIDN'T HAPPEN. 17 WE HAVE TO STOP THIS THING. IT MUST NOT SPREAD ANY FURTHER AMONG THE PEOPLE. WE HAVE TO WARN THESE MEN. THEY MUST NEVER SPEAK TO ANYONE IN JESUS' NAME AGAIN."

18 ONCE AGAIN THE LEADERS CALLED IN PETER AND JOHN. THEY COMMANDED THEM NOT TO SPEAK OR TEACH AT ALL IN JESUS' NAME. 19 BUT PETER AND JOHN REPLIED, "WHICH IS RIGHT FROM GOD'S POINT OF VIEW? SHOULD WE LISTEN TO YOU? OR SHOULD WE LISTEN TO GOD? YOU BE THE JUDGES! 20 THERE'S NOTHING ELSE WE CAN DO. WE HAVE TO SPEAK ABOUT THE THINGS WE'VE SEEN AND HEARD."

21 THE LEADERS WARNED THEM AGAIN. THEN THEY LET THEM GO. THEY COULDN'T DECIDE HOW TO PUNISH PETER AND JOHN. THEY KNEW THAT ALL THE PEOPLE WERE PRAISING GOD FOR WHAT HAD HAPPENED.

DAY 1 - KEY VERSE

THE LEADERS SAW HOW _____ PETER
AND JOHN WERE. THEY ALSO REALIZED
THAT PETER AND JOHN WERE

_____ MEN...

THEY REALIZED THAT THESE MEN

HAD BEEN WITH _____.


ACTS 4:13 A&C

USE THE SCRIPTURE PASSAGE
TO FILL IN THE BLANKS.



DAY 1 - INKWELL DISCIPLESHIP

YOUR ORDERS FROM YOUR SUBMARINE CAPTAIN



1. Think about a need or issue in your life that each word or question in the pattern reminds you of.
2. Write the need or issue in the space provided.
3. Starting with the letter A and continuing on through the letter N, pray about one need or issue each day. After six days you will have prayed for each of the six needs or issues.
4. On day seven, read over the prayer pattern again. If Jesus has answered any of the needs or issues that you wrote down, you may remove it from your list. Then think about another need or issue that you can put in its place.

A – ACTION – Is there something that Jesus may be asking you to do?

A

C – CHANGE – Is there a habit you have that you know Jesus would want you to stop?

C

T – TIME – Is there something you do that makes Jesus happy that you could spend more time doing?

T

I – INTERCEDE – Is there someone you know who you could pray for?

I

O – OBEY – Are there times when you have trouble obeying your parent(s) or guardian(s)?

O

N – NEED – Is there something you feel you need that you would like to ask Jesus for?

N

The six words used in the Inkwell Discipleship activity above are hiding in the puzzle below. Locate and circle each word.



C	R	Z	A	N	E
V	H	F	I	O	D
T	P	A	B	R	E
I	T	E	N	Q	C
M	Y	D	W	G	R
E	D	E	E	N	E
A	T	P	R	K	T
A	C	T	I	O	N
J	K	G	U	E	I

ACTION
CHANGE
TIME
INTERCEDE
OBEY
NEED


DAY 1 - TELLY MISSIONS

The Kids Reaching Kids Mission Offering Project is **POWER: UNLOCKING THE POWER OF GOD'S WORD.**

Money raised during VBS will go toward combatting biblical illiteracy by equipping children with God's Word.

God's Word can be found in print or electronic forms, and it will be the goal of **POWER** to help children all across the globe gain easy access to His Word, while also encouraging children to engage God's Word by taking the **POWER CHALLENGE.**

Find the Day 1 Telly Missions **POWER CHALLENGE** on the Day 1 resources page at www.boldvbs.com.



Telly Missions Day 1 POWER CHALLENGE



BOLD JR



VACATION BIBLE SCHOOL PAGES

ACTS 4:13

PETER & JOHN

BEFORE THE SANHEDRIN



OUR BOLDNESS



COMES FROM JESUS

JESUS MAKES ME BOLD!

WWW.BOLDVBS.COM

BOLD JR 

DAY 1 - BIBLE STORY

ACTS 4: 1-22 NIRV



Jesus Helps Peter & John be **BOLD**



Setting the Story – Acts Chapters 2-3

Today we are going to talk about two important people from the Bible. Their names were Peter and John. Peter and John were disciples of Jesus Christ. They traveled to many places telling people that Jesus Christ had died for their sins; and if they would ask Jesus into their hearts, they could live forever with Him in Heaven.

Peter and John also healed many people in Jesus' name and with Jesus' power. Wherever they went, many people would come to see and hear them talk about Jesus.

The Story – Acts 4:1-22

One day Peter and John were in Jerusalem talking to a large crowd of people. They were telling these people about Jesus. They told them that if they would invite Jesus into their hearts, Jesus would forgive them of their sins, and they could live forever with Jesus in heaven. Many people who heard Peter and John believed them. Many of them asked Jesus to forgive them of their sins and to live in their hearts.

But there were some people in the crowd that day who did not like what Peter and John were saying about Jesus. They told Peter and John to stop talking about Jesus. They asked them why they were telling the people about Jesus and how were they able to heal people who were the sick or crippled.

Peter and John were not afraid of these people. Jesus helped them to be **BOLD**. They told these people that Jesus had died on the cross for their sins. But Jesus did not stay dead. God raised Jesus back to life. They also told them that the only way anybody can get to heaven is by asking Jesus to come and live in their hearts.

These same men also realized that Peter and John were just ordinary men. This meant that Peter and John were just like anybody else. What made Peter and John special was Jesus. It was Jesus who helped them to be **BOLD**. And it was Jesus who also helped them heal those who were sick or crippled.

Peter and John had **BOLDLY** told everyone about Jesus, and many people who heard them praised God.

Story Summary & Discussion

Say to the Children - Peter and John believed that everybody needed to hear about Jesus. And when some people tried to stop them Jesus helped Peter and John be **BOLD**.

Ask the Children – Can anyone tell me what it means to be **BOLD**? (Allow children the opportunity to respond.) **Say to the Children** – When you are **BOLD**, you feel strong. When you are **BOLD**, you are no longer scared.

**KEY
VERSE**

THE LEADERS SAW HOW BOLD PETER AND JOHN WERE. THEY ALSO REALIZED THAT PETER AND JOHN WERE ORDINARY MEN... THEY REALIZED THAT THESE MEN HAD BEEN WITH JESUS. ACTS 4:13 A&C

Ask the Children – Have any of you ever been scared? (Allow children the opportunity to respond.)


Say to the Children – When Peter and John were told by these men to stop talking about Jesus, Peter and John may have been scared. If Peter and John did not stop talking about Jesus, these men could have put them in Jail. But Jesus helped Peter and John to not be scared. Jesus helped them to be **BOLD**.

Say to the Children – When you are scared, Jesus will also help you be **BOLD**. **Say** – When you are scared, you can pray and ask Jesus to make you **BOLD**.

Ask the Children – Do you have any friends or members of your family who ever get scared? (Allow children the opportunity to respond.) **Ask** – What can you do to help them when they are scared?

(Allow children the opportunity to respond.) **Say to the Children** – You can tell them about Jesus. You can tell them that Jesus can help them be **BOLD**.





DAY 1 - JR BIBLE MEMORY ACTIVITY

Day 1 Memory Verse – Proverbs 28:1b

“Those who do what is right are as bold as lions.”

Memorizing Bible verses helps children hide God’s Word in their hearts. When children have God’s Word in their hearts, they can boldly face the challenges of life.


The Theme for Day 1 of **BOLD** is **OUR BOLDNESS COMES FROM JESUS**. The memory verse selected for Day 1 from the book of Proverbs will help reinforce this theme. Use the following activity to help the children of your VBS memorize this verse.

What you will need: • A picture of a lionfish. You will find a picture on the Day 1 Resources page at www.boldvbs.com. • A small stuffed Lionfish (or if you are not able to find stuffed Lionfish, you may substitute with small stuffed Lions).


1. Have the children sit in a semi-circle about arms-length apart.
2. Hold the picture of the lionfish where all the children can view it. **Ask:** Have you ever heard of a **Lionfish?** Allow the children the opportunity to respond to the question. **Say:** A **Lionfish** is a very beautiful and very bold fish. If a **Lionfish** senses that it is in danger, it has these needle-like fins that can dispense venom, enabling it to boldly defend itself. Point out to the children the needle-like fins of the lionfish on the picture. **Say:** As a result, **Lionfish** have a large and growing population. They are definitely a very bold fish.
3. **AS BOLD AS A LIONFISH ACTIVITY** - Have the children sit in a circle. **Say:** We are going to use this stuffed lionfish (or lion) to help us learn today’s memory verse. The memory verse for today comes from Proverbs 28:1. Listen as I read this verse to you. **Say:** *“Those who do what is right are as bold as lions.”* Repeat the verse a few times, and then ask the children to say the verse with you. **Say:** Now we are going to do an activity to help us memorize the verse. Select one of the children to start the activity by giving them the stuffed lionfish (or lion). **Say:** We are going to say the verse one word at a time. After we say each word, whoever has the lionfish (or lion) will pass it to person on their left. We will then say the second word in the verse, and then, whoever has the lionfish (or lion) will pass it to their left. **Say:** We will continue this until we have said the entire verse. However, whoever is holding the lionfish (or lion) when we say the last word in the verse will give us their best lion roar.

Lead the children through this activity a number of times. If you have time, go through the activity as many times as is needed to allow each child to have their turn to roar like a lion.

4. During the final 5-10 minutes of the Bible Memory rotation, allow the children the opportunity to stand and attempt to recite the verse for the other children. Remind them to roar like a lion when they get to the end of the verse.



This lionfish picture can be found on the Day 1 Resource page of www.boldvbs.com.



NAME

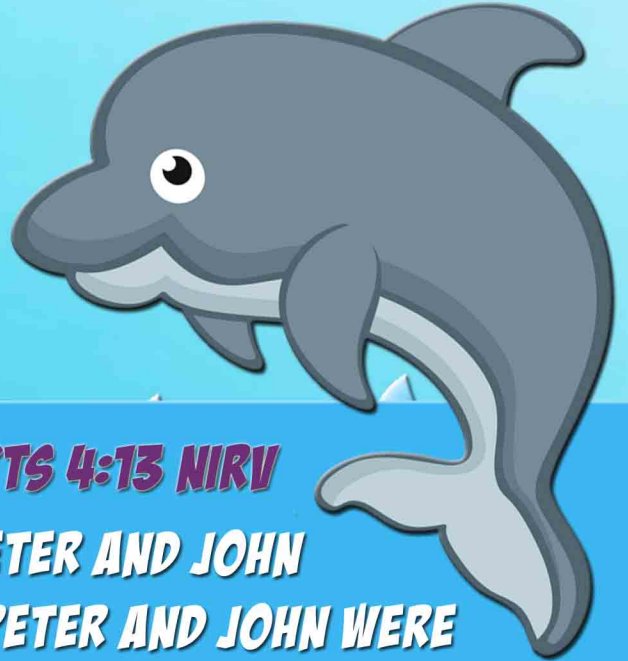
**DAY 1
JR**

**JESUS MAKES ME BOLD!
ACTS 4:13**



DAY 1 - JR PRAYER FOCUS

**DEAR JESUS,
HELP ME TO BE BOLD.
HELP ME TO TRUST YOU. AMEN**




DAY 1 - JR SCRIPTURE FOCUS - ACTS 4:13 NIRV

13 THE LEADERS SAW HOW BOLD PETER AND JOHN WERE. THEY ALSO REALIZED THAT PETER AND JOHN WERE ORDINARY MEN WITH NO TRAINING. THIS SURPRISED THE LEADERS. THEY REALIZED THAT THESE MEN HAD BEEN WITH JESUS.

I CAN BE

B O L D




**YOUR PICTURE
GOES HERE.** →




DAY 1 - INKWELL DISCIPLESHIP

Prayer is an important part of being a disciple of Jesus Christ. As a member of the crew of the submarine ACTION, Dorsi would like you to think of three people to pray for this week. Place their names on the lines below.



COLOR US!



This week I am praying for...

DAY 1 - TELLY MISSIONS

The Kids Reaching Kids Mission Offering Project is **POWER: UNLOCKING THE POWER OF GOD'S WORD.**

Money raised during VBS will go toward combatting biblical illiteracy by equipping children with God's Word.

God's Word can be found in print or electronic forms, and it will be the goal of **POWER** to help children all across the globe gain easy access to His Word, while also encouraging children to engage God's Word by taking the **POWER CHALLENGE.**

Find the Day 1 Telly Missions **POWER CHALLENGE** on the Day 1 resources page at www.boldvbs.com.



Telly Missions Day 1 **POWER CHALLENGE**



BOLD VACATION BIBLE SCHOOL

DAY 2

ACTS 6:8-15 & 7:1-60

STEPHEN THE MARTYR



OUR WISDOM

COMES FROM JESUS



FOLLOWERS OF JESUS MUST LISTEN TO AND TRUST THE SPIRIT'S VOICE

WWW.BOLDVBS.COM



DAY 2 - OVERVIEW & OPENING SESSION

THEME OUR WISDOM COMES FROM JESUS	SCRIPTURE FOCUS ACTS 6:8-15, 7:1-60 STEPHEN THE MARTYR	KEY VERSE ACTS 6:9B, 10	MEMORY VERSE HEBREWS 13:6
MO GAMES STONE SOUP RELAY	ORDI'S SNACK SHACK JELLYFISH HOTDOGS	JELLI TIME CRAFTS JELLI CHIME WIND CHIMES	TELLY MISSIONS PAPYRUS
INKWELL DISCIPLESHIP SPIRITUAL DISCIPLINE BIBLE READING			

Opening Session

PowerPoint slides for each Opening Session of BOLD have been prepared and are available on the BOLD VBS Resources & Curriculum page at www.boldvbs.com.

Welcome: A very effective way to signal to the children that it is time to begin is by opening with a song. BOLD VBS includes five daily themed songs/lyric videos that are designed to introduce and reinforce each day's theme. Any of the five songs are appropriate to use during the welcome time.

Greeting: Take a moment to welcome the children, expressing how excited you are that they have come to VBS. Introduce yourself, your rotation leaders, volunteers, and staff members.

Opening Prayer: Invite Christ into your VBS by opening each night with prayer. Consider asking someone different each night to offer this prayer.

BOLD VBS Theme & Bible Basis: Introduce the overarching theme of VBS, BOLD: Be Outspoken... Live it Daily! Tell the children that this week in VBS they will be learning what it means to be BOLD for Jesus. This is also a perfect time to introduce the children to the passage of Scripture that will serve as the Bible basis for BOLD, Acts 4:31b "They were BOLD when they spoke God's Word!"

Daily Theme & Scripture Focus: Share with the children the Day 2 Theme, Our Wisdom Comes from Jesus, and the Day 2 Scripture Focus: Acts 6:8-15, 7:1-60, Stephen the Martyr.

Day 2 Song/Lyric Video: Following the introduction of the Daily Theme & Scripture Focus is the perfect time to introduce the Day 2 song/lyric video. Teach the children the words and motions, which can be found on the BOLD VBS Resources & Curriculum page at www.boldvbs.com. Then lead them through the Day 2 song/lyric video.

Opening Skit: Take a moment to introduce the opening skit by reading the following: All this week, we are going on a BOLD adventure. You will be crew members of the United Bold Submarine or UBS ACTION. Our guide on our BOLD adventure this week will be Dorsi, a dolphin who will help us navigate the deep sea. Along our BOLD adventure we will encounter a number of friends who are going to help us learn how to be BOLD for Jesus. The friend we will meet today is Jelli, a jellyfish who listens for and trusts the voice of Jesus' Spirit. Let's now give all of our attention to Dorsi as we begin our BOLD adventure.

Mission Offering Project: The Kids Reaching Kids Mission Offering Project for 2016 is called POWER: Unlocking the Power of God's Word! The Bible basis is Mark 12:24 (NIRV), "Jesus replied. 'You are mistaken, because you do not know the Scriptures. And you do not know the power of God.'" Read the following to the children: We live in a world today that can be very confusing. When we are faced with a difficult situation, we can find POWER to overcome it through God's Word. But many children around the world still do not have easy access to God's Word. The VBS offering you bring this week will help equip children all across the globe with God's Word.

Concluding the Opening Session: Before you send the children to their first VBS rotation, lead them through the Day 2 song/lyric video one more time. This will once again introduce and reinforce the Day 2 theme.

FOLLOWERS OF JESUS MUST LISTEN TO AND TRUST THE VOICE OF HIS SPIRIT





DAY 2 - OPENING SKIT

The opening skits created for BOLD are designed to introduce children to each day's theme and Bible Story, and to invite the children into the BOLD adventure by making them a part of each skit. The daily Overview & Opening Session pages in both the Director and Leader's Guides include an introduction for each skit. This introduction should be read prior to each skit.

SETTING THE SCENE

Underwater submarine sounds should be playing, and lights should be dimmed. As Dorsi enters the stage to address the children, lower the volume of the underwater submarine sounds.

THE OPENING SKIT

DORSI – Welcome back crew members of the United **BOLD** Submarine Actions. As many of you know, I am Dorsi, and I will be your guide on the **BOLD** adventure. Each of you has been specifically chosen for this adventure. Along this adventure you will discover how you can be **BOLD** in a world that can sometimes be scary. And with the help of Jesus Christ, you will learn how to help others be **BOLD** as well. As we travel the underwater depths, our task will be to help those we encounter learn how to be **BOLD**. Are you ready for this **BOLD** adventure? (Encourage the children to **BOLDLY** respond to this invitation.)

DORSI – Great! Then let the adventure begin! (Bring the volume of the underwater submarine sounds back up for a few seconds until Ordi enters the stage. As **JELLI** enters the stage, Dorsi sees Jelli, and turns back to address the children.)

DORSI – It looks like there is someone who may need our help. Let's see if we can help them to be **BOLD**.

DORSI – (Speaking to Jelli) Hello there! How are things going today?

JELLI – How are things going? Not so good.

DORSI – Why is that? What seems to be the problem?

JELLI – The problem is that there was a group of fish that came by just a little bit ago, and they said some things to me that were not very nice.

DORSI – I am sorry to hear that. What is your name?

JELLI – My name is Jelli. I am a jellyfish.

DORSI – Well, Jelli, it is never fun when people say things to you that are not nice. What were these fish saying that upset you so much?

JELLI – They said that I must not be very smart.

DORSI – Why would they say something like that to you?

JELLI – It is because Jellyfish do not have brains.

DORSI – Jellyfish do not have brains?

JELLI – No, we don't. And since you have to have a brain in order to be smart, then maybe those fish were right. Maybe I am not very smart.

DORSI – I don't think that is true at all. I bet you are a lot smarter than you think.

JELLI – You think so?

DORSI – Yes I do. But I have some other good news for you.

JELLI – What good news do you have for me?



DAY 2 - OPENING SKIT (CONT)

DORSI – There is something you can have that is far more valuable than being smart.

JELLI – What is that?

DORSI – **WISDOM**.

Jelli – Isn't that the same thing as being smart?

DORSI – Not exactly. Have you ever heard of the story of Stephen from the Bible?

JELLI – I think that sounds familiar; but remember, I don't have a brain. So remembering things is something else I am not very good at.

DORSI – Stephen was a man who loved Jesus. He became a Christian, and he wanted to tell others about Jesus so they too could accept Him as their Savior and become Christians. But there were some people who did not like what he was doing, and they said some things to Stephen that were not very nice.

JELLI – Kind of sounds like what just happened to me.

DORSI – Exactly. But do you know what happened when these people said these not nice things to Stephen?

JELLI – No. What happened?

DORSI – Stephen was able to say just the right words at just the right time. Stephen showed that he has **WISDOM**.

JELLI – Did he have wisdom because he was smart?

DORSI – How smart Stephen was had nothing to do with the wisdom he had. This is because the **WISDOM** he had came from the Holy Spirit, Jesus' Spirit.

JELLI – Why did Jesus' Spirit give him **WISDOM**?

DORSI – When someone accepts Jesus into their heart, they become a disciple of Jesus. And when someone becomes a disciple of Jesus, He promises to send them His Spirit to speak to their hearts. The more time a disciple spends praying, reading their Bible, and trying to live like Jesus, the more **WISDOM** they will gain from the Holy Spirit.

JELLI – So, even if I don't have a brain, I too can gain **WISDOM**?

DORSI – Yes. Jesus has promised the same for all those who accept Him as their Savior. And more than just having **WISDOM** when someone says things to you that are not very nice, the **WISDOM** you will receive from the Holy Spirit will also help you become **BOLD**.

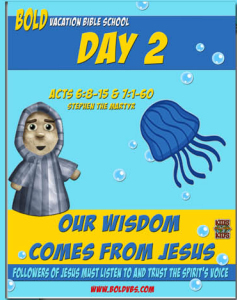
JELLI – How will it help me to be **BOLD**?

DORSI – The **WISDOM** you gain helps you to grow as a disciple. As you grow as a disciple, you are able to grow closer to Jesus. As you grow closer to Jesus, you will learn just how much He loves you and how you can always trust Him to be with you in every difficult situation.

JELLI – And when I know that Jesus is always with me, then I can be **BOLD**.

DORSI – I think you are already starting to display some **WISDOM**. What do you think crew? (Encourage the children to boldly respond in the affirmative.)

JELLI – Thank you, Dorsi, and thank you crew members. Thank you for sharing the Good News of Jesus with me today. I can gain **WISDOM** from Jesus' Spirit, and I can be **BOLD**!



DAY 2 - CLOSING SESSION

PowerPoint slides for each Closing Session of BOLD have been prepared and are available on the BOLD VBS Resources & Curriculum page at www.boldvbs.com.

Welcome: As the children are returning for the closing session, have your music leader lead the children in the Day 2 or another of the BOLD VBS songs.

Greeting: Take a moment to welcome the children to the closing session. This is a perfect opportunity to review with the children what they learned during the Day 2 Bible story, Stephen the Martyr. Take some time to review the story and ask the children some key questions from the lesson. You may also choose to ask one of the children to recite the Day 2 memory verse from Hebrews 13:6 or the Day 2 theme: Our Wisdom Comes from Jesus' Spirit.


Closing Skit: Take a moment to introduce the closing skit by reading the following: All this week, we are going on a BOLD adventure. We will be traveling on the submarine Action. Our guide on our BOLD adventure this week will be Dorsi, a dolphin who will help us navigate the deep sea. Along our BOLD adventure we will encounter a number of friends who are going to help us learn how to be BOLD for Jesus. The friend we met in the opening skit today was Jelli, a bold Jellyfish who finds wisdom in difficult times by listening for the voice of Jesus' Spirit. Now, let's once again give all of our attention to Dorsi as we continue on our BOLD adventure.


Mission Offering Project: Remind the children of the Kids Reaching Kids Mission Offering Project, Power: Unlocking the Power of God's Word. Announce the total of the offering collected in the opening session. Encourage the children to share with their friends and family about Kids Reaching Kids and this year's Mission Offering Project.

Concluding the Closing Session: A great way to wrap up each night of VBS is by closing with a final song. Following the song, take a moment to once again review with the children the key theme and lessons that were taught during VBS that day. Make important announcements for both the children and your leaders. Close the evening in prayer.



WISDOM





DAY 2 - CLOSING SKIT

The closing skits created for BOLD are designed to review with the children each day's theme, Bible story, and other key elements and lessons from that day's Vacation Bible School. The Closing Session for each day of BOLD, found in both the Director and Leader's Guides, includes an introduction for each closing skit. This introduction should be read prior to each skit.

SETTING THE SCENE

Underwater submarine sounds should be playing, and lights should be dimmed. As **DORSI** enters the stage to address the children, lower the volume of the underwater submarine sounds.

THE CLOSING SKIT

DORSI – Welcome back crew members. Did everyone have a great time during today's **BOLD** adventure? (Encourage the children to respond **BOLDLY** in the affirmative.)

DORSI – Along our adventure today we met a new friend. Can you tell me the name of our new friend? (Encourage the children to **BOLDLY** shout “**JELLI!**”)

DORSI – That is correct. Can someone tell me what **JELLI** learned about **WISDOM**? (There are actually a number of responses to this question. **JELLI** learned that having **WISDOM** is far more important than being thought of as being smart. **JELLI** also learned that **WISDOM** comes from Jesus' Spirit, and that having **WISDOM** helps us to be **BOLD**.)

DORSI – Today you also learned about a man named Stephen. Stephen loved Jesus and wanted to share the Good News of Jesus to everyone he met. But there were some people who did not want Stephen to tell others about Jesus. What happened when these men tried to argue with Stephen? (They were unsuccessful because Jesus' Spirit gave Stephen **WISDOM** when he spoke.)

DORSI – That is right. Stephen may have been a very smart guy, but what he needed was **WISDOM**. **WISDOM** is knowing what is important to Jesus. **WISDOM** is the ability to know what God would want you to say or do in every situation. **WISDOM** is what helps you to be **BOLD** when you face a tough situation in life.

DORSI – Stephen definitely faced a tough situation. Eventually those who did not like him sharing the Good News of Jesus killed Stephen by throwing stones at him. But before Stephen died, something amazing happened to him. Can anyone tell me what that was? (Stephen looked up toward heaven and saw Jesus standing at the right hand of God.)

DORSI – That is correct. Stephen was facing a bad situation. He was facing his own death. But Jesus was there for him. Jesus showed Stephen that even in the face of an angry mob, he could be **BOLD** because Jesus had promised to always be there for him. And the Good News is that Jesus' promise is still true today for anyone who accepts Jesus as their Savior and becomes one of His disciples. When you come back tomorrow, we will talk more about how you can become one of Jesus' disciples.

DORSI – Today has been a great day learning how we can gain **WISDOM** from Jesus' Spirit to help us to be **BOLD**. I look forward to seeing you all tomorrow as we continue our **BOLD** adventure for Jesus!

WISDOM

DAY 2 - BIBLE STORY

ACTS 6:8-15, 7:1-60 NIRV



Stephen the Martyr

Setting the Story – Acts Chapters 5:12-6:7

In Acts 5:12-41, we see the apostles spreading the Good News of Jesus Christ, while also doing many signs and wonders in Jesus' name. These signs and wonders included healing many individuals of physical and spiritual issues. As a result, their popularity grew causing large crowds to come and hear about Jesus, including many coming from towns around Jerusalem.

Despite all the good the apostles were doing in Jesus' name, the high priest and the Sadducees were not happy. They were jealous of the apostles and had them arrested and placed in jail. The apostles were taken before the Sanhedrin, a council of appointed men who were the supreme council of the Jewish people at that time.¹

The Sanhedrin had asked the apostles to stop teaching in Jesus' name. Acts 5:27-29 tells why the Sanhedrin had made this request.

27 They brought the apostles to the Sanhedrin. The high priest questioned them. 28 "We gave you clear orders not to teach in Jesus' name," he said. "But you have filled Jerusalem with your teaching. You want to make us guilty of this man's death." 29 Peter and the other apostles replied, "We must obey God instead of people!"

Peter and the other apostles would not stop spreading the Good News of Jesus. As a result, they were whipped and warned again to stop speaking in Jesus' name. Then they were set free.

Next in Acts 6:1-7, we see the apostles still spreading the Good News of Jesus. However, some of the other ministry needs they were to fulfill, especially for the Greek Jews, were not getting done. In response, the apostles asked Greek Jews to select seven men to help meet this ministry need. Among the seven chosen was a man named Stephen. He is described in Acts 6:5 as *"full of faith and of the Holy Spirit."* Stephen began to spread the Good News of Jesus and perform great wonders and signs just like the other apostles. And, just like the other apostles, he too eventually came into conflict with certain leaders who wanted him to stop.

The Story – Acts 6:8-15 & 7:1-60

As Stephen began his ministry for Christ, he was opposed by a group called the Synagogue of the Freedmen. These were Jews who tried to argue against the message Stephen was sharing. But through the power of the Holy Spirit, who gave Stephen wisdom, Stephen was too wise for them.

These men decided to get some other individuals to start spreading lies about Steven. They claimed that they "heard Stephen speak evil things against Moses and against God" (Acts 6:11).

KEY VERSE

¹ See Bible Study Tools, Sanhedrin, at <http://www.biblestudytools.com/dictionary/sanhedrin/>

THEY ALL BEGAN TO ARGUE WITH STEPHEN. BUT HE WAS TOO WISE FOR THEM. THAT IS BECAUSE THE HOLY SPIRIT GAVE STEPHEN WISDOM WHENEVER HE SPOKE. ACTS 6:9B, 10

Stephen was arrested and, like Peter and the other apostles, he was taken before the Sanhedrin. Those who had made up the lies about Stephen continued their lies. They also claimed to *“have heard him say that this Jesus of Nazareth will destroy this place.”* And that *“Jesus will change the practices that Moses handed down to us”* (Acts 6:14-15).

When the Sanhedrin questioned Stephen about these accusations, instead of trying to defend himself, Stephen began to share with them the Good News of Jesus. In Acts 7:1-50, Stephen explained to them how God had used Abraham, Isaac, Jacob, Joseph, Moses, David, Solomon, and the prophets to reveal to the Jews who God was. Finally, God sent His “Blameless One,” Jesus Christ. Stephen concluded by saying: *“You stubborn people! You won’t obey! You won’t listen! You are just like your people of long ago! You always oppose the Holy Spirit! Was there ever a prophet your people didn’t try to hurt? They even killed those who told about the coming of the Blameless One. And now you have handed him over to his enemies. You have murdered him. The law you received was given by angels. But you haven’t obeyed it.”* (Acts 7:51-53)

After Stephen finished speaking, they began to throw stones at him to kill him. Stephen looked up toward heaven and saw Jesus standing at the right hand of God. *“Look!’ He said.’ I see heaven open. The Son of Man is standing at God’s right hand* (Acts: 7:56).”

Stephen died that day. But before he died, he displayed a level of understanding and wisdom that could have only come from the Holy Spirit.


Story Summary & Discussion

Say to the Children – Today’s Scripture passage talks about wisdom. **Ask the children** – Can anyone tell me what wisdom is? (Allow the children the opportunity to share.) **Say** – Wisdom is more than intelligence. Someone who is intelligent may know a lot of stuff, but wisdom is more than just knowing a lot of stuff. Wisdom is the ability to understand all that stuff the way God intended.

Say to the Children – There are a lot of very intelligent people in our world who know a lot about the Bible. Many of these intelligent people could probably recite passage after passage of Scripture; but without the help of the Holy Spirit, they would never be able to understand what God was telling them through Scripture, no matter how intelligent they might be. It is only by the power of the Holy Spirit, Jesus’ Spirit, can someone understand what they read in the Bible.

Say to the Children – Stephen was probably very intelligent. But it was not his intelligence that helped him share the Good News of Jesus. It was the wisdom given to him by the Holy Spirit that made Stephen **BOLD**. Before you read the Bible, take a few moments to pray to Jesus. Ask Him to help you gain wisdom through the power of His Spirit, the Holy Spirit. Ask Him to give you the same wisdom, understanding, and **BOLDNESS**, that he gave Stephen.





DAY 2 - BIBLE MEMORY ACTIVITY

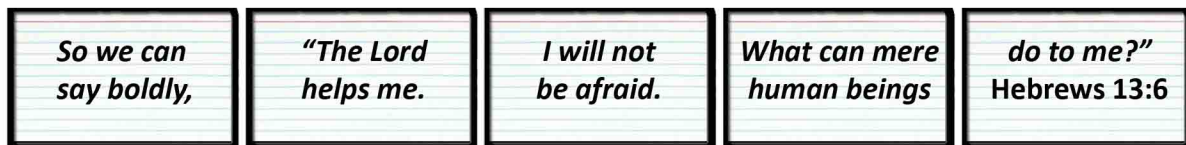
Day 2 Memory Verse – Hebrews 13:6
***So we can say boldly,
The Lord helps me. I will not be afraid.
What can mere human beings do to me?"***

Memorizing Bible verses helps children hide God's Word in their hearts. When children have God's Word in their hearts, they can boldly face the challenges of life.

The theme for Day 2 of BOLD is Our Wisdom Comes from Jesus' Spirit. The memory verse selected for Day 2 from the book of Hebrews will help reinforce this theme. This verse reminds children that, when they learn to recognize and trust the voice of Christ's Spirit, they can be bold. Use the following activity to help the children of your VBS memorize this verse.

What you will need: •Several small buckets or containers of equal size. •Several small balls. Ping pong or any light weight balls that have some bounce to them will work great. •Note cards.

1. Divide the children equally into 2-3 teams; 4-5 children per team would be ideal. Try to avoid having more than 7-8 players on any team. If you have a large group, increasing the number of teams would be preferable to increasing the number of members for each team.
2. Prepare a set of note cards for each team. Write a portion of the Day 2 memory verse on one side of each note card. Hebrews 13:6 divides nicely into five parts (see below). Arrange each team's set of note cards in a random order. Place them face down in front of each team's bucket.



3. **How To Play the Game:** Have the Day 2 memory verse on display for the children. Lead the children in reciting the verse 2-3 times. Then remove the verse from the children's view.

Each team has a ball and a designated bucket. Teams are lined up single file five to ten feet from their bucket. The child at the head of each team's line has the team's ball. When the leader gives the command to begin, the child with a ball attempts to toss the ball into their team's bucket.

A successful toss occurs when the ball goes in and stays in a team's bucket. If the ball bounces out, the toss is not successful. If the toss is successful, the child who made the toss will retrieve the team's ball and will be awarded the first of their team's note cards. The ball is given to the next child in the team's line, and the process repeats until all the note cards have been awarded.

When a team gets a note card, the members of the team will read the portion of the verse. As they are awarded additional note cards, teams attempt to arrange the cards with the Day 2 memory verse in the correct order. Once a team believes it has the entire verse in the correct order, they should all sit quietly on the floor and raise their hands.

A leader will then check to see if the team has the verse assembled in the correct order. The first team to successfully arrange the verse in the correct order is declared the winner.

At the conclusion of each game, have the children once again recite the verse a couple more times.



JELLI TIME CRAFTS DAY 2- JELLI CHIME WIND CHIME

The Day 2 Jelli Time Craft is a **JELLI CHIME WIND CHIME**. When the wind blows through a wind chime, we cannot see the wind; but we know it is there when we hear the chime. Jesus' Spirit speaks wisdom into a child's heart in a similar way. We can't see Him, but we can see the evidence of His presence when we see children living for Jesus.

WHAT IS NEEDED

You will need the following items for this craft. Small cups (styrofoam or plastic), colored paperclips, small craft bells, hole punch, markers, scissors, and string/rope.



STEP 1

Using scissors, carefully help children poke a small hole in the top of their cup. Then, give children a two foot length of string and have them tie a medium sized knot in one end.

STEP 2

Next, have children thread their string through the small hole from inside of their cup.

STEP 3

Using a marker, have children draw a number of wavy lines on their cup to resemble Jelli's body. (A permanent marker will work best on a plastic cup.)

STEP 4

Using a hole punch, have children punch 6-12 holes around the rim of their cup. Make sure the holes are at least 1/8" inside the rim.

STEP 5

Have children make one paperclip chain of approximately 6-8 links using random colors for each hole they punched in their cup in step 4. Then have the children attach each chain to their cup.

STEP 6

Finally, have children attach a single craft bell to the end of each paperclip chain.




ORDI'S SNACK SHACK DAY 2 - JELLYFISH HOT DOGS



The Ordi's Snack Shack snack idea for Day 2 includes a fun and tasty treat in honor of Day 2's main character, Jelly. This snack idea does require some prep time.

Ingredients


- 1 Box of Spaghetti for every 25 children
- 1 Hotdog for every two children



Step



Carefully cut each hotdog into 4 or 6 even pieces. Each piece needs to be approximately 3/4 of an inch in length.




Poke 10-12 pieces of spaghetti into each piece of cut hotdog.

Step



Place hotdogs with the inserted spaghetti into boiling water until the spaghetti is soft.

Step



Makes 2-3 jellyfish hotdogs for each child.



Snack idea posted by Nancy Wu on Wednesday, April 22, 2009 at <http://foodists.ca/2009/04/22/jellyfish-hot-dogs.html> under a Creative Commons License.



MO GAMES - INTRO FOR DAY 2

Read the following to the children at the beginning of the Mo Games site. In the Day 2 – Bible Story, Stephen the Martyr, Stephen was sharing the Good News of Jesus with large crowds of people. Those who did not like what Stephen was saying told lies about Stephen and had him arrested. Instead of trying to defend himself against their lies, Stephen took the opportunity to tell his accusers about Jesus. What Stephen told his accusers upset them, and they put Stephen to death by throwing stones at him.

Stephen became a martyr, which means that he was killed because of his faith in Jesus Christ. The Holy Spirit helped Stephen be bold even while his accusers were hurling rocks at him. While you play today's Mo Game, Stone Soup Relay, remember Stephen's BOLD display of faith.

In many parts of the world there is an old folk story called "Stone Soup." The story tells of some travelers who came into a town looking for food. When the townspeople would not give them anything to eat, they came up with a plan. They took a pot and filled it with water and a stone. They then made a fire in the middle of town and proceeded to cook their stone.

As curious townspeople came by to inquire about what they were doing, the travelers said they were cooking stone soup. They claimed it was a wonderful tasting soup, and it was almost ready. All it needed was just a few more items to make it perfect. They said if someone would help them get those items, they would share the stone soup with them. They then asked one of the townspeople for a few carrots, which they gladly gave them. From another they asked for seasoning, potatoes from another, and meat from another. When all the ingredients were added, the travelers indeed had a very tasty soup.

DAY 2 MO GAMES - STONE SOUP RELAY

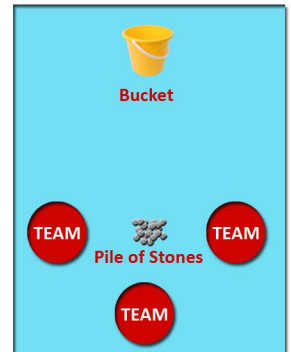
What you will need: Small stones, a bucket, and note cards.

Setting up for the game: Divide the children into teams. Five or six children per team would be ideal. Make a pile of stones and arrange the pile so that it is an equal distance from where each team will begin the relay. Finally, place the bucket at the opposite end from where the teams will start. See the diagram below.

On the note cards, write the names of the items from the suggested list of soup ingredients. List only one ingredient on each note card.

How to Play: Before the game starts, each player on each team will be assigned a soup ingredient. (See the list of suggested soup ingredients.) The leader of the game takes the note cards with the soup ingredient names, shuffles them, and places them face-down. The game starts when the leader draws the first card and reads the ingredient. The member of each team that has been assigned that ingredient must run to the pile of stones, pick one up, and run the stone to the bucket. The first team to get a stone into their bucket earns a point. The leader then draws the next card and reads the next ingredient, and so on. The game continues until every ingredient, or every child, has had a turn. The team with the highest point total wins.


STONE SOUP RELAY DIAGRAM



INGREDIENTS	carrots	potatoes	beans
	seasoning	tomatoes	cheese
	meat	noodles	squash
	corn	onions	mushrooms
	peas	celery	lentils



Spiritual Truth: The most important ingredient a disciple of Jesus needs is the wisdom given to them by the Holy Spirit. It is a wisdom that will help them to be **BOLD**.



DAY 2 - INKWELL DISCIPLESHIP - BIBLE READING

During Day 1 of **BOLD**, children were introduced to the story of Peter and John. Those who came into contact with these men realized something special about them. They realized that Peter and John had been with Jesus. As children grow as disciples of Jesus, they too must spend time with Jesus. One of the ways this is done is through the Spiritual Discipline of Bible Reading. The Day 1 –Telly Missions activity introduced children to the **POWER CHALLENGE**, a 40-day Scripture focus. However, the need to spend time in God's Word is something that should become a part of each disciple's life all year long. That is why Inkwell has created the **INKWELL DISCIPLESHIP BOLD YEARLONG BIBLE READING PLAN THROUGH THE BOOK OF ACTS**, which can be found on the Day 2 resources page at www.boldvbs.com.

During **BOLD**, the children of your VBS will be introduced to five stories of **BOLD** disciples of Jesus from the book of Acts. Now you have the opportunity to encourage them to learn even more about these stories and more about the lives of those featured in the stories. The full 52-week plan can be found on the Day 2 resources page. In addition, Inkwell has also developed a companion worksheet to help children get the most out of their time reading Scripture. This companion worksheet, which children can use for each week's Scripture passage, is called **INKWELL'S G.P.S.** (Guided Power Study).

Submarines explore some of the deepest and darkest parts of the ocean. To help a submarine navigate, they rely on a G.P.S. (Global Positioning Satellite) device. Without it, submarines stand a great risk of getting off course or colliding with an underwater obstacle. In a similar way, **INKWELL'S G.P.S.** will help children stay on course as they continue their **BOLD** adventure through the book of Acts.

The Day 2 – **INKWELL DISCIPLESHIP** activity below will help you introduce children to the **INKWELL G.P.S.** as you lead them through the week 1 Scripture passage, Acts 1:1-10. The bold portions below include answers to help you guide the children through this portion of Scripture. However, the answers included may not be the only possible responses.

INKWELL'S G.P.S.

Each child will need a copy the **INKWELL G.P.S.** worksheet. You can download a reproducible copy from the Day 2 resources page at www.boldvbs.com.

1. First, read the Week 1 Scripture passage, Acts 1:1-10.
2. Next, work with the children to complete the **INKWELL G.P.S.** worksheet.

- Name the individuals who are included in the Scripture passage. **Theophilus, Paul (the author of the book of Acts), Jesus, apostles, the Holy Spirit, God (the Father), John the Baptist, the people of Judea and Samaria, "other" people from one end of the earth to the other, two men dressed in white clothing.**
- List two or three main points or Truths included in the Scripture passage. **Jesus proved to the apostles that He was alive. Jesus commanded the apostles to not leave Jerusalem, but to "wait for the gift my Father (God) has promised," the Holy Spirit. The apostles would receive power from the Holy Spirit to help them tell others about Jesus. Jesus returned to heaven.**
- List any of the main points or Truths that you found in the Scripture passage that were new to you. **Answers will vary.**
- List any of the main points or Truths in the Scripture passage that you found confusing or difficult to understand. **Answers will vary.***
- What was the most important lesson you learned from the Scripture passage? **Answers will vary.**

* Encourage the children to ask a parent, Sunday School teacher, or a pastor for help in understanding any confusion or difficult points or Truths that they found in the Scripture passage.

52 WEEK BIBLE READING PLAN

THE INKWELL DISCIPLESHIP BOLD YEARLONG BIBLE READING PLAN THROUGH THE BOOK OF ACTS.

THE INKWELL DISCIPLESHIP BOLD YEARLONG BIBLE READING PLAN THROUGH THE BOOK OF ACTS. This plan is designed to help children read the book of Acts through the year long. That is why we have created the Inkwell Discipleship BOLD Yearlong Bible Reading Plan through the book of Acts.

WEEK	SCRIPTURE PASSAGE	WEEK	SCRIPTURE PASSAGE	WEEK	SCRIPTURE PASSAGE
WEEK 1	ACTS 1:1-10	WEEK 18	ACTS 18:26-40	WEEK 35	ACTS 21:27-35
WEEK 2	ACTS 1:11-16	WEEK 19	ACTS 18:26-41	WEEK 36	ACTS 22:30-36
WEEK 3	ACTS 1:17-26	WEEK 20	ACTS 19:1-15	WEEK 37	ACTS 23:1-10
WEEK 4	ACTS 1:27-31	WEEK 21	ACTS 19:16-41	WEEK 38	ACTS 24:1-16
WEEK 5	ACTS 2:1-13	WEEK 22	ACTS 20:1-30	WEEK 39	ACTS 25:1-12
WEEK 6	ACTS 2:14-41	WEEK 23	ACTS 20:31-38	WEEK 40	ACTS 26:1-23
WEEK 7	ACTS 3:1-17	WEEK 24	ACTS 21:1-16	WEEK 41	ACTS 27:1-44
WEEK 8	ACTS 3:18-26	WEEK 25	ACTS 21:17-36	WEEK 42	ACTS 28:1-31
WEEK 9	ACTS 4:1-12	WEEK 26	ACTS 22:1-21		
WEEK 10	ACTS 4:13-22	WEEK 27	ACTS 23:32-35		
WEEK 11	ACTS 4:23-37	WEEK 28	ACTS 24:10-22		
WEEK 12	ACTS 5:1-16	WEEK 29	ACTS 25:13-21		
WEEK 13	ACTS 5:17-42	WEEK 30	ACTS 26:32-32		
WEEK 14	ACTS 6:1-6	WEEK 31	ACTS 27:1-12		
WEEK 15	ACTS 6:7-15	WEEK 32	ACTS 28:1-10		
WEEK 16	ACTS 6:16-40	WEEK 33	ACTS 28:11-16		
WEEK 17	ACTS 7:1-53	WEEK 34	ACTS 28:17-31		

INKWELL'S G.P.S. WORKSHEET

INKWELL'S G.P.S. - GUIDED POWER STUDY

NAME _____

WEEK _____ SCRIPTURE PASSAGE - ACTS: _____

Submarine explore some of the deepest and darkest parts of the ocean. To help a submarine navigate, they rely on a G.P.S. (Global Positioning Satellite) device. Without it, submarines stand a great risk of getting off course or colliding with an underwater obstacle. In a similar way, Inkwell's G.P.S. will help children stay on course as they continue their BOLD adventure through the book of Acts.

*Name the individuals who are included in the Scripture passage.


*List two or three main points or Truths included in the Scripture passage.

*List any of the main points or Truths that you found in the Scripture passage that were new to you.

*List any of the main points or Truths in the Scripture passage that you found confusing or difficult to understand.

*What was the most important lesson you learned from the Scripture passage?

* Ask a parent, Sunday School teacher, or a pastor for help in understanding any confusion or difficult points or Truths that you found in the Scripture passage.



DAY 2 - TELLY MISSIONS

One of the best ways to encourage children to get involved with giving to missions is to show them how money raised through previous Kids Reaching Kids Mission Offering Projects is impacting children today. In 2014, the "Listen, Learn and let It Out" Mission Offering Project raised money for audio players that contain Bible stories to help kids reach other kids, their families, and even whole communities. What follows is an activity that you can use to help inspire the children of your VBS to get excited about getting involved with missions.

In October of 2015, a special event took place on the Asia-Pacific region. There, a number of audio players purchased with money from the "Listen, Learn and Let It Out" offering were distributed to ministry workers. What follows is a press release from that event.

News Release: Creative Access Area - 5 Oct. 2015

Equipping Nomadic Tribesmen to be Good News Messengers!

Nomadic groups in a remote area of the Asia-Pacific region do not have access to the Scripture in their own language. Many are illiterate, so the distributions of printed Bibles will not meet the need. But we have introduced them to the Papyrus, a solar powered audio device that is preloaded with the New Testament in their local language. One unit can be heard by up to 200 people at once!

We have the amazing opportunity to provide 100 of these units to key tribal leaders who will be trained in the Bible storytelling method in this creative access area. These tribesmen are oral learners; so by providing them with the Papyrus, we are helping to introduce them to the life transforming power of God's Word.

- Submitted by Dave Hane, Asia-Pacific JESUS Film Coordinator



Papyrus Audio Bible



The audio Bibles that were distributed in the creative access area, like the one pictured here, are called a Papyrus. The name papyrus comes from a paper-like material made from the papyrus plant. Dating back more than 4500 years, some of the oldest known copies of the Greek Old Testament are written on papyrus.

John 18 Papyrus



In addition, portions of the New Testament have also been found on Papyrus. The Papyrus pictured here includes a small portion from John 18:31-33 and 37-38. Dating from the middle of the second century A.D., it is the earliest known fragment of the New Testament in any language. A link to a short video about this papyrus fragment is available on the Day 2 – BOLD resources page.

YouTube video about the John 18 Papyrus that you can share with the children of your VBS.



Just as papyrus was used to help record and share God's Word in written form, the Papyrus audio Bible is doing the same with the spoken Word of God today.

The picture and information about the John 18 Papyrus can be found at the following web address.

www.bible-researcher.com/papyrus.52.html



NAME _____

DAY 2

OUR WISDOM COMES FROM JESUS' SPIRIT

ACTS 6:8-10 & 7:51-56, 59



DAY 2 - PRAYER FOCUS

**DEAR JESUS,
HELP ME LEARN HOW TO LISTEN FOR YOUR VOICE.
HELP ME ALSO TO TRUST WHEN YOUR SPIRIT
SPEAKS TO ME. AMEN**



DAY 2 - SCRIPTURE FOCUS - ACTS 6:8-10 & 7:51-56, 59 NIRV

8 STEPHEN WAS FULL OF GOD'S GRACE AND POWER. HE DID GREAT WONDERS AND SIGNS AMONG THE PEOPLE. 9 BUT MEMBERS OF THE GROUP CALLED THE SYNAGOGUE OF THE FREEDMEN BEGAN TO OPPOSE HIM. SOME OF THEM WERE JEWS FROM CYRENE AND ALEXANDRIA. OTHERS WERE JEWS FROM CILICIA AND ASIA MINOR. THEY ALL BEGAN TO ARGUE WITH STEPHEN. 10 BUT HE WAS TOO WISE FOR THEM. THAT'S BECAUSE THE HOLY SPIRIT GAVE STEPHEN WISDOM WHENEVER HE SPOKE.

DAY 2 - KEY VERSE

51 "YOU STUBBORN PEOPLE! YOU WON'T OBEY! YOU WON'T LISTEN! YOU ARE JUST LIKE YOUR PEOPLE OF LONG AGO! YOU ALWAYS OPPOSE THE HOLY SPIRIT! 52 WAS THERE EVER A PROPHET YOUR PEOPLE DIDN'T TRY TO HURT? THEY EVEN KILLED THOSE WHO TOLD ABOUT THE COMING OF THE BLAMELESS ONE. AND NOW YOU HAVE HANDED HIM OVER TO HIS ENEMIES. YOU HAVE MURDERED HIM. 53 THE LAW YOU RECEIVED WAS GIVEN BY ANGELS. BUT YOU HAVEN'T OBEYED IT."

54 WHEN THE MEMBERS OF THE SANHEDRIN HEARD THIS, THEY BECAME VERY ANGRY. THEY WERE SO ANGRY THEY GROUND THEIR TEETH AT STEPHEN. 55 BUT HE WAS FULL OF THE HOLY SPIRIT. HE LOOKED UP TO HEAVEN AND SAW GOD'S GLORY. HE SAW JESUS STANDING AT GOD'S RIGHT HAND. 56 "LOOK!" HE SAID. "I SEE HEAVEN OPEN. THE SON OF MAN IS STANDING AT GOD'S RIGHT HAND."

59 WHILE THE MEMBERS OF THE SANHEDRIN WERE THROWING STONES AT STEPHEN, HE PRAYED. "LORD JESUS, RECEIVE MY SPIRIT," HE SAID.

USE THE LETTER CHART TO SOLVE THE CRYPTOGRAM AND REVEAL THE VERSE.

A	B	C	D	E	F	G	H	I	J	K	L	M	N	O	P	Q	R	S	T	U	V	W	X	Y	Z
7	6	17	13	9	21	26	20	7	2	23	18	11	12	3	19	4	24	22	15	16	14	8	5	25	10

7	22	9	9	20	9	1	14	9	12	3	19	9	12												
15	20	9	22	3	12	3	21	11	1	12	7	22													
22	15	1	12	13	7	12	26	1	15	26	3	13	22												
24	7	26	20	15	20	1	12	13																	

ACTS :

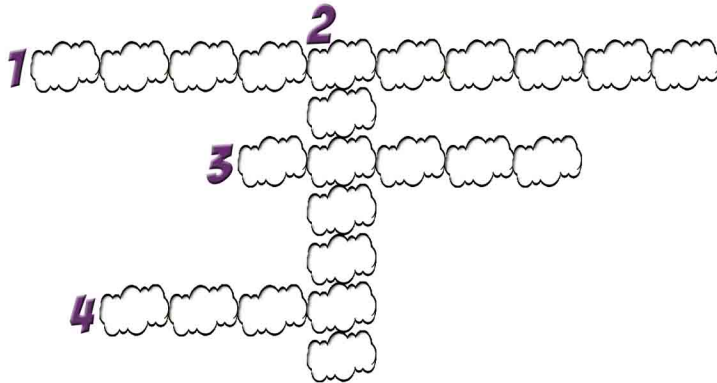


Submarines explore some of the deepest and darkest parts of the ocean. To help a submarine navigate, they rely on a G.P.S. (Global Positioning Satellite) device. Without it, submarines stand a great risk of getting off course or colliding with an underwater obstacle. In a similar way, **INKWELL'S G.P.S.** can help you stay on course along your **BOLD** adventure through the book of Acts.

Read the Scripture portion from the book of Acts found on page one of this Activity page. Then write your responses to the **INKWELL GUIDED POWER STUDY** in the space provided. The information you find will help you complete the cross word below. The full **INKWELL G.P.S.** worksheet, and a 52-week Bible reading plan are available for download on the Day 2 - resources page at www.boldvbs.com.

- Name the individuals who are included in the Scripture passage.

- List two or three main points or Truths included in the Scripture passage.



Across

1. The _____ gave Steven wisdom when he spoke.
3. Who did Stephen see standing at God's right hand.
4. Stephen was too _____ for the men who argued with him.

Down


2. He was full of God's grace and power.

DAY 2 - TELLY MISSIONS

In October of 2015, a special event took place on the Asia-Pacific region. There, a number of audio players purchased with money from the 2014 "Listen, Learn and Let It Out" offering were distributed to ministry workers in a creative access area. The audio Bibles that were distributed in the creative access area, like the one pictured here, are called a Papyrus. The name papyrus comes from a paper-like material made from the papyrus plant. Dating back more than 4500 years, some of the oldest known copies of the Greek Old Testament are written on papyrus.



In addition, portions of the New Testament have also been found on Papyrus. The papyrus pictured here includes a small portion from John 18:31-33 and 37-38. Dating from the middle of the second century A.D., it is the earliest known fragment of the New Testament in any language. Just as papyrus was used to help record and share God's Word in written form, the Papyrus audio Bible is doing the same with the spoken Word of God today..



When you bring your offering to VBS, and give toward this year's offering, **POWER**, you are helping to spread the Word of God to thousands of children who are just like you. Find out more by visiting www.krknaz.com



BOLD JR



VACATION BIBLE SCHOOL PAGES

ACTS 6:8-15 & 7:1-60

STEPHEN THE MARTYR



OUR WISDOM

COMES FROM JESUS



I MUST TRUST THE VOICE OF JESUS' SPIRIT

WWW.BOLDVBS.COM

BOLD JR 

DAY 2 - BIBLE STORY

ACTS 6:8-15, 7:1-60 NIRV



Stephen the Martyr

Setting the Story – Acts Chapters 5:12-6:7

In Acts 5:12-41, we see the apostles spreading the Good News of Jesus Christ, while also doing many signs and wonders in Jesus' name. These signs and wonders included healing many individuals of physical and spiritual issues. As a result, their popularity grew causing large crowds to come and hear about Jesus, including many coming from towns around Jerusalem.

Despite all the good the apostles were doing in Jesus' name, the high priest and the Sadducees were not happy. They were jealous of the apostles and had them arrested and placed in jail. The apostles were taken before the Sanhedrin, a council of appointed men who were the supreme council of the Jewish people at that time.¹

The Sanhedrin had asked the apostles to stop teaching in Jesus' name. Acts 5:27-29 tells why the Sanhedrin had made this request.

27 They brought the apostles to the Sanhedrin. The high priest questioned them. 28 "We gave you clear orders not to teach in Jesus' name," he said. "But you have filled Jerusalem with your teaching. You want to make us guilty of this man's death." 29 Peter and the other apostles replied, "We must obey God instead of people!"

Peter and the other apostles would not stop spreading the Good News of Jesus. As a result, they were whipped and warned again to stop speaking in Jesus' name. Then they were set free.

Next in Acts 6:1-7, we see the apostles still spreading the Good News of Jesus. However, some of the other ministry needs they were to fulfill, especially for the Greek Jews, were not getting done. In response, the apostles asked Greek Jews to select seven men to help meet this ministry need. Among the seven chosen was a man named Stephen. He is described in Acts 6:5 as "*full of faith and of the Holy Spirit.*" Stephen began to spread the Good News of Jesus and perform great wonders and signs just like the other apostles. And, just like the other apostles, he too eventually came into conflict with certain leaders who wanted him to stop.

The Story – Acts 6:8-15 & 7:1-60

As Stephen began his ministry for Christ, he was opposed by a group called the Synagogue of the Freedmen. These were Jews who tried to argue against the message Stephen was sharing. But through the power of the Holy Spirit, who gave Stephen wisdom, Stephen was too wise for them.

These men decided to get some other individuals to start spreading lies about Steven. They claimed that they "heard Stephen speak evil things against Moses and against God" (Acts 6:11).

**KEY
VERSE**

¹ See Bible Study Tools, Sanhedrin, at <http://www.biblestudytools.com/dictionary/sanhedrin/>

**THEY ALL BEGAN TO ARGUE WITH STEPHEN. BUT HE WAS TOO WISE FOR THEM.
THAT IS BECAUSE THE HOLY SPIRIT GAVE STEPHEN WISDOM WHENEVER HE SPOKE. ACTS 6:9B, 10**

"You stubborn people! You won't obey! You won't listen! You are just like your people of long ago! You always oppose the Holy Spirit! Was there ever a prophet your people didn't try to hurt? They even killed those who told about the coming of the Blameless One. And now you have handed him over to his enemies. You have murdered him. The law you received was given by angels. But you haven't obeyed it."
(Acts 7:51-53)

After Stephen finished speaking, they began to throw stones at him to kill him. Stephen looked up toward heaven and saw Jesus standing at the right hand of God. "'Look!' He said. 'I see heaven open. The Son of Man is standing at God's right hand (Acts: 7:56).'"

Stephen died that day. But before he died, he showed a wisdom that could have only come from the Jesus' Spirit (Holy Spirit).


Story Summary & Discussion

Say to the Children – Today's Scripture passage talks about wisdom. **Ask the children** – Can anyone tell me what wisdom is? (Allow the children the opportunity to share.) **Say** –When someone has wisdom, they are able to know what Jesus wants them to say and do.

Say to the Children – There are a lot of people in our world who know a lot about the Bible; but without the help of Jesus' Spirit, they will never have any wisdom. It is only because of the power of Jesus' Spirit that someone can really understand the Bible.

Say to the Children – Stephen was probably a very smart man. But it was because of Jesus' Spirit that he was able to **BOLDLY** tell others about Jesus. It was the wisdom that Jesus' Spirit gave him that made Stephen **BOLD**.





DAY 2 - BIBLE MEMORY ACTIVITY

Day 2 Memory Verse – Hebrews 13:6b
The Lord helps me. I will not be afraid.

Memorizing Bible verses helps children hide God's Word in their hearts. When children have God's Word in their hearts, they can boldly face the challenges of life.

The memory verse selected for Day 2 comes from the book of Hebrews. Young children often experience times when the world they live in can be pretty scary. When they are afraid, they need to be reminded that Jesus will always help them. Use the following activity to help the children of your VBS memorize this verse.

What you will need: •Several small buckets or containers of equal size. •Several small balls. Ping pong or any light weight balls that have some bounce to them will work great.

Divide the children equally into 2-3 teams; 4-5 children per team would be ideal. If you have a large group, increasing the number of teams would be preferable to increasing the number of members for each team.

Preparing To Play the Game: Lead the children in reciting the verse several times. To help the children quickly memorize the verse, divide children into two groups. These can be the teams you will use for the game, but that is not absolutely necessary. Ask one group to say the first part of the verse, "The Lord helps me." Then have the second group respond with the second part of the verse, "I will not be afraid." Encourage the children to boldly shout their part of the verse. After a couple minutes, have the groups switch parts and repeat the activity.

How To Play the Game: Each team has a ball and a designated bucket. Teams are lined up single file five to ten feet from their bucket. The child at the head of each team's line has the team's ball. When the leader give the command to begin, the child with a ball attempts to toss the ball into their team's bucket. If the toss is unsuccessful, the child who made the toss must retrieve the ball, return to the head of the line, and attempt another toss. (Some children may have difficulty tossing the ball into the bucket successfully, even after a number of tried. If you feel this might be an issue, you can set a limit on the number of attempts. If the child reaches the limit, then their final toss will be declared successful.)

After the child has made a successful toss (or if the toss limit has been reached) the child who made the toss will retrieve the team's ball and give the ball to the next child in line. Before the next child can begin their turn, however, the team needs to boldly shout the entire verse. Have a volunteer assigned to help each team if they forget to say the verse or if they need some assistance with the verse.

The first team to have each member successfully complete their turn will be declared the winner.

At the conclusion of each game, have the children once again recite the verse a couple more times.

THE LORD HELPS ME. I WILL NOT BE AFRAID!






NAME

**DAY 2
JR**

**OUR WISDOM COMES FROM JESUS' SPIRIT
ACTS 6:8, 10B & 7:51, 54-56**



DAY 2 - JR PRAYER FOCUS

**DEAR JESUS,
HELP ME TO LISTEN WHEN YOUR
SPIRIT TALKS TO ME. AMEN**

DAY 2 - JR SCRIPTURE FOCUS - ACTS 6:8, 10B & 7:51, 54-56 NIRV


8 STEPHEN WAS FULL OF GOD'S GRACE AND POWER. HE DID GREAT WONDERS AND SIGNS AMONG THE PEOPLE. 10 THAT'S BECAUSE THE HOLY SPIRIT GAVE STEPHEN WISDOM WHENEVER HE SPOKE.

51 "YOU STUBBORN PEOPLE! YOU WON'T OBEY! YOU WON'T LISTEN! YOU ARE JUST LIKE YOUR PEOPLE OF LONG AGO! YOU ALWAYS OPPOSE THE HOLY SPIRIT!"

54 WHEN THE MEMBERS OF THE SANHEDRIN HEARD THIS, THEY BECAME VERY ANGRY. THEY WERE SO ANGRY THEY GRIND THEIR TEETH AT STEPHEN. 55 BUT HE WAS FULL OF THE HOLY SPIRIT. HE LOOKED UP TO HEAVEN AND SAW GOD'S GLORY. HE SAW JESUS STANDING AT GOD'S RIGHT HAND. 56 "LOOK!" HE SAID. "I SEE HEAVEN OPEN. THE SON OF MAN IS STANDING AT GOD'S RIGHT HAND."

WISDOM





IN THE DAY 2 - JR SCRIPTURE FOCUS FROM THE BOOK OF ACTS, STEPHEN LOOKED UP TO HEAVEN AND SAW JESUS STANDING AT THE RIGHT HAND OF GOD. IN THE CLOUD ABOVE, DRAW A PICTURE SHOWING WHAT STEPHEN SAW.



DAY 1 - TELLY MISSIONS

In October of 2015, children who gave money for the 2014 "Listen, Learn and Let it Out" mission offering, helped provide 100 audio Bibles to ministry workers in the Asia-Pacific region who did not have printed Bibles in their own language. These audio Bibles, like the one pictured here, are filled with hundreds of Bible stories that can be heard by as many as 200 people at one time. When you bring your offering each night during VBS, you help spread the story of Jesus to thousands of children just like you.

AUDIO BIBLE



WWW.KRKNAZ.COM



BOLD VACATION BIBLE SCHOOL

DAY 3

ACTS 13:13-52 & 14:1-7
**PAUL AND BARNABUS PREACH
IN THE SYNAGOGUE**



OUR SALVATION

COMES THROUGH JESUS



SALVATION IS ONLY THROUGH JESUS

WWW.BOLDVBS.COM



DAY 3 - OVERVIEW & OPENING SESSION

THEME OUR SALVATION COMES THROUGH JESUS	SCRIPTURE FOCUS ACTS 13:13-52, 14:1-7 PAUL & BARNABUS PREACH IN THE SYNOGOGUE	KEY VERSE ACTS 13:38-39A	MEMORY VERSE HEBREWS 4:16A
MO GAMES LOBSTER SOCCER	ORDI'S SNACK SHACK DORSI'S DELIGHTS	JELLI TIME CRAFTS U.B.S. ACTION SUBMARINE	TELLY MISSIONS NEWS FROM ASIA PACIFIC
INKWELL DISCIPLESHIP SPIRITUAL DISCIPLINE HUMILITY			

Opening Session

PowerPoint slides for each Opening Session of BOLD have been prepared and are available on the BOLD VBS Resources & Curriculum page at www.boldvbs.com.

Welcome: A very effective way to signal to the children that it is time to begin is by opening with a song. BOLD VBS includes five daily themed songs/lyric videos that are designed to introduce and reinforce each day's theme. Any of the five songs are appropriate to use during the welcome time.

Greeting: Take a moment to welcome the children, expressing how excited you are that they have come to VBS. Introduce yourself, your rotation leaders, volunteers, and staff members.

Opening Prayer: Invite Christ into your VBS by opening each night with prayer. Consider asking someone different each night to offer this prayer.

BOLD VBS Theme & Bible Basis: Introduce the overarching theme of VBS, BOLD: Be Outspoken... Live it Daily! Tell the children that this week in VBS they will be learning what it means to be BOLD for Jesus. This is also a perfect time to introduce the children to the passage of Scripture that will serve as the Bible basis for BOLD, Acts 4:31b "They were BOLD when they spoke God's Word!"

Daily Theme & Scripture Focus: Share with the children the Day 3 Theme, Our Salvation Comes Through Jesus, and the Day 3 Scripture Focus: Acts 13:13-52 & 14:1-7, Paul & Barnabus Preach in the Synagogue.

Day 3 Song/Lyric Video: Following the introduction of the Daily Theme & Scripture Focus is the perfect time to introduce the Day 3 song/lyric video. Teach the children the words and motions, which can be found on the BOLD VBS Resources & Curriculum page at www.boldvbs.com. Then lead them through the Day 3 song/lyric video.


Opening Skit: Take a moment to introduce the opening skit by reading the following: All this week, we are going on a BOLD adventure. You will be crew members of the United Bold Submarine or UBS ACTION. Our guide on our BOLD adventure this week will be Dorsi, a dolphin who will help us navigate the deep sea. Along our BOLD adventure we will encounter a number of friends who are going to help us learn how to be BOLD for Jesus. The friend we will meet today is Salvy, a lobster who knows that salvation comes only through Jesus. Let's now give all of our attention to Dorsi as we begin our BOLD adventure.

Mission Offering Project: The Kids Reaching Kids Mission Offering Project for 2016 is called POWER: Unlocking the Power of God's Word! The Bible basis is Mark 12:24 (NIRV), "Jesus replied, 'You are mistaken, because you do not know the Scriptures. And you do not know the power of God.'" Read the following to the children: We live in a world today that can be very confusing. When we are faced with a difficult situation, we can find POWER to overcome it through God's Word. But many children around the world still do not have easy access to God's Word. The VBS offering you bring this week will help equip children all across the globe with God's Word.

Concluding the Opening Session: Before you send the children to their first VBS rotation, lead them through the Day 3 song/lyric video one more time. This will once again introduce and reinforce the Day 3 theme.



SALVATION IS ONLY THROUGH JESUS



DAY 3 - OPENING SKIT

The opening skits created for BOLD are designed to introduce children to each day's theme and Bible Story, and to invite the children into the BOLD adventure by making them a part of each skit. The daily Overview & Opening Session pages in both the Director and Leader's Guides include an introduction for each skit. This introduction should be read prior to each skit.

SETTING THE SCENE

Underwater submarine sounds should be playing, and lights should be dimmed. As **DORSI** enters the stage to address the children, lower the volume of the underwater submarine sounds.

THE OPENING SKIT

DORSI – Welcome crew members of the United **BOLD** Submarine Actions. As many of you know, I am **DORSI**, and I will be your guide on the **BOLD** adventure. Each of you has been specifically chosen for this adventure. Along this adventure you will discover how you can be **BOLD** in a world that can sometimes be scary. And with the help of Jesus Christ, you will learn how to help others be **BOLD** as well. As we travel the underwater depths, our task will be to help those we encounter learn how to be **BOLD**. Are you ready for this **BOLD** adventure? (Encourage the children to **BOLDLY** respond to this invitation.)

DORSI – Great! Then let the adventure begin! (Bring the volume of the underwater submarine sounds back up for a few seconds until **SALVY** enters the stage. **SALVY'S** face is visible, but **SALVY'S** body is obstructed by some seaweed. **SALVY** has a nervous look on his face. **DORSI** sees **SALVY**, and turns back to address the children.)

DORSI – It looks like there is someone who may need our help. I think it is a lobster. The lobster appears to be a little nervous about something. Let's see if we can help that lobster be **BOLD** for Jesus.

DORSI – (Speaking to **SALVY**) Hi there. I am **DORSI**; what is your name?

SALVY – Hello. My name is Salvador, but you can call me **SALVY**.

DORSI – It is really nice to meet you **SALVY**. How are things going for you today?

SALVY – Actually, not very well.

DORSI – I am sorry to hear that **SALVY**. What seems to be the problem?

SALVY – Do you know anything about lobsters?

DORSI – I know a little bit, but I am sure I don't know everything there is to know about lobsters. Why do you ask?

SALVY – I am a lobster; and, as you probably know, lobsters have a hard shell.

DORSI – Yes, I know that.

SALVY – What you might not know is that a lobster's shell does not grow. If a lobster wants to grow, they have to break free from their old shell so they can grow a new, larger one. It is called molting.

DORSI – You are right, **SALVY**; I did not know that. Does molting have something to do with why you are hiding behind that seaweed?

SALVY – Yes it does. I just grew my new shell, and I am a little nervous about what people may think about it.

DORSI – I am sorry to hear you are nervous about your new shell. Is there a problem with it?

SALVY – No. It seems to be fine, but I miss my old shell.

DORSI – Is your new shell big enough?





DAY 3 - OPENING SKIT (CONT)

SALVY – Yes. It is very big.

DORSI – Is your new shell strong?

SALVY – Yes. It is very strong.

DORSI – It sounds like that new shell is really nice.

SALVY – It seems to be.

DORSI – Well, if it is big and strong enough, then I don't think you have anything to be nervous about.

SALVY – I understand what you are saying. But my new shell is just so different from my old shell that I am not sure those who knew me with my old shell will still like me.

DORSI – Can I ask you a question?

SALVY – Sure.

Dorsi – Are you a disciple of Jesus?

SALVY – What is a disciple of Jesus?

DORSI – A disciple of Jesus is someone who has asked Jesus to forgive them of their sins and who has invited Jesus to come live in their heart. And do you know what happens to someone who becomes a disciple of Jesus?

SALVY – What?

DORSI – They become a new person.

SALVY – They become a new person?

DORSI – Yes. When Jesus comes to live in their heart, He becomes their Lord and Savior. And when Jesus becomes their Lord and Savior, they live their life for Jesus.

SALVY – How do they live their life for Jesus?

DORSI – They live their life for Jesus by spending time learning more about Him and by following His commands. They also are called to tell others about who Jesus is and what He did for them when He died on the cross.

SALVY – That sounds great! But now I have a question for you. What does becoming a disciple of Jesus have to do with me and my new shell?

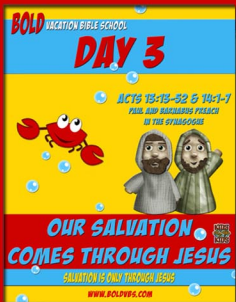
DORSI – I am glad you asked. You see, there are some people who asked Jesus to forgive them of their sins and to come and live in their hearts, but they are afraid to let people know that they have become one of Jesus' disciples.

SALVY – What are they afraid of?

DORSI – Some are afraid that if others find out that they have become one of Jesus' disciples, then some people might no longer like them. Others are proud of becoming a disciple of Jesus, but they are not **BOLD** enough to share Jesus with others. In both cases, they have something wonderful to share with their friends and families; but since it is so new and different, it can make them nervous.

SALVY – That sounds like me and my new shell.

Conclusion of the Day 3 Opening Skit is at the top of page 62.



DAY 3 - OPENING SKIT (CONT)

DORSI – Exactly! Just like your new shell, when someone becomes a disciple of Jesus, they are now able to grow and become a strong Christian. Plus, now that they are living their life for Jesus, Jesus has promised them that He will always be there when they need Him.

(Upon hearing this, **SALVY** decides to come out from behind the seaweed. Encourage the children to cheer for **SALVY** as he does this.)

DORSI – Wow! Your new shell looks great.

SALVY – Thank you, **DORSI**. You have helped me to become **BOLD** in my new shell. Do you know what else you have done?

DORSI – What?

SALVY – You have convinced me that I also want to be a disciple of Jesus. Will you help me learn more about making Jesus my Lord and Savior?

DORSI – I would love to.

DAY 3 - CLOSING SESSION

PowerPoint slides for each Closing Session of BOLD have been prepared and are available on the BOLD VBS Resources & Curriculum page at www.boldvbs.com.


Welcome: As the children are returning for the closing session, have your music leader lead the children in the Day 3 or another of the BOLD VBS songs.

Greeting: Take a moment to welcome the children to the closing session. This is a perfect opportunity to review with the children what they learned during the Day 3 Bible story, Paul and Barnabus Preach in the Synagogue. Take some time to review the story and ask the children some key questions from the lesson. You may also choose to ask one of the children to recite the Day 3 memory verse from Hebrews 4:6 or the Day 3 theme: Our Salvation Comes Through Jesus.

Closing Skit: Take a moment to introduce the closing skit by reading the following: All this week, we are going on a BOLD adventure. We will be traveling on the submarine Action. Our guide on our BOLD adventure this week will be Dorsi, a dolphin who will help us navigate the deep sea. Along our BOLD adventure we will encounter a number of friends who are going to help us learn how to be BOLD for Jesus. The friend we met in the opening skit today was Salvy, a bold lobster who learned that salvation can come only through Jesus. Now, let's once again give all of our attention to Dorsi as we continue on our BOLD adventure.

Mission Offering Project: Remind the children of the Kids Reaching Kids Mission Offering Project, Power: Unlocking the Power of God's Word. Announce the total of the offering collected in the opening session. Encourage the children to share with their friends and family about Kids Reaching Kids and this year's Mission Offering Project.

Concluding the Closing Session: A great way to wrap up each night of VBS is by closing with a final song. Following the song, take a moment to once again review with the children the key theme and lessons that were taught during VBS that day. Make important announcements for both the children and your leaders. Close the evening in prayer.



DAY 3 - CLOSING SKIT

The closing skits created for BOLD are designed to review with the children each day's theme, Bible story, and other key elements and lessons from that day's Vacation Bible School. The Closing Session for each day of BOLD, found in both the Director and Leader's Guides, includes an introduction for each closing skit. This introduction should be read prior to each skit.

SETTING THE SCENE

Underwater submarine sounds should be playing, and lights should be dimmed. As **DORSI** enters the stage to address the children, lower the volume of the underwater submarine sounds.

THE CLOSING SKIT

DORSI – Welcome back, crew members. Did everyone have a great time during today's **BOLD** adventure? (Encourage the children to respond **BOLDLY** in the affirmative.)

DORSI – Along our adventure today, we met a new friend. Who can tell me the name of the new friend we met? (Dorsi should choose one of the children to answer.)

DORSI – That is correct! Can someone else tell me what Salvy was nervous about? (**DORSI** should pick another person to answer.)

DORSI – That is right! **SALVY** had just grown a new, bigger, and stronger shell. But **SALVY** was nervous about what others were going to think about the new shell. **SALVY** needed to be reminded that molting was a necessary process that lobsters need to go through if they want to grow.

DORSI – We also learned that, just like a lobster needs to break away from their old shell in order to become bigger and stronger, each and every one of us also needs to accept Jesus as our Savior and become one of His disciples. And, when we become a disciple of Jesus, we need to be willing to continue to grow to become more like Jesus and to learn how to **BOLDLY** share with others what Jesus has done for them.

DORSI – Paul and Barnabus, who we looked at in today's Bible story, were great examples of how a disciple of Jesus should live. Even when people in their world did not like it, they were willing to **BOLDLY** share Jesus with others.

DORSI – Disciples of Jesus have an amazing story to share with their world. When someone becomes a disciple of Jesus, they know that Jesus has forgiven them of their sins. They also know that He has prepared a place for them to live with Him in heaven forever.

DORSI – Do we have anyone here who became a disciple of Jesus today? (If there were any children who accepted Jesus as their Savior during the week at VBS, encourage them to **BOLDLY** share that with everyone.)

DORSI – That is great news! The angels in heaven are celebrating your becoming a new disciple of Jesus.

DORSI – This has been another amazing day at VBS. I look forward to seeing you all again tomorrow as we continue on this **BOLD** adventure of growing disciples for Jesus.

DAY 3 - BIBLE STORY

ACTS 13:13-52, 14:1-7 NIRV



Paul & Barnabus Preach in the Synagogue

Setting the Story – Acts Chapter 11:19-30, 13:1-12

Following the persecution of Stephen (Day 2), many of those who had become disciples of Jesus were scattered, as many of them feared for their own safety. But this fear did not keep them from **BOLDLY** proclaiming the Good News of Jesus. Some of these disciples went to Antioch (Acts 11:20-22); and as a result of their efforts, many people began accepting Jesus Christ as their Savior. When news of this reached the leaders of the early Church in Jerusalem, they decided to send a man named Barnabas to see if the reports were correct. When Barnabas arrived, he saw *“what the grace of God had done, he was glad. He told them all to remain true to the Lord with all their hearts”* (Acts 11:23).

Then Barnabas went to Tarsus to look for the man named Saul. He was the one who had overseew the persecution of Stephen but who had since come to a saving faith in Christ (Acts, Chapter 9). Barnabas found Saul and took him back to Antioch, where the two preached and led many more people to Christ. (Acts 11:25-26) Eventually Barnabas and Saul (who would become known as Paul) were called by the Holy Spirit for a special mission that took them to Salamis, where *“they preached God’s word in the Jewish synagogues”* (Acts 13:5).

In Salamis they had an encounter with a false prophet named Elymas (Acts 13:6-12). Paul confronted Elymas about his use of tricks that was causing some to become confused about the Good News of Jesus. When Elymas was stricken with blindness (Acts 13:11 states that Elymas had a *“mist and darkness”* come over him), the governor of Paphos *“was amazed at what Paul was teaching about the Lord”* (Acts 13:12).

The Story – Acts 13:13-52 & 14:1-7

Paul and Barnabus left Paphos and eventually came to Pisidian Antioch. On the Sabbath they went to hear the Law and the Prophets read. They were then asked by the leaders of the synagogue to share with the people any words of instruction they had.

Upon hearing this request, *“Paul stood up and motioned with his hands”* (Acts 13:16a). Then he proceeded to tell the Jews and Gentiles who were gathered there the story of how God, many years before, had led the Israelites out of Egypt and into the desert. Today we call this the story of the Exodus. He also told them how God had given the Israelites judges and kings to rule over them, including King David. It was King David who was described as *“a man dear to my (God’s) heart.”* And it was through the family line of David that a man named Jesus, the Savior, was born (Acts 13:16-22).

Jesus, Paul continued, was the one John the Baptist proclaimed as the Promised One. But the people (Jews) and their leader’s turned Jesus over to Pilate to have him killed. However, God raised Jesus from the dead, and it was this message of Good News that Paul was now proclaiming to them (Acts 13:23-31).

KEY
VERSE

“MY FRIENDS, HERE IS WHAT I WANT YOU TO KNOW. I ANNOUNCE TO YOU THAT YOUR SINS CAN BE FORGIVEN BECAUSE OF WHAT JESUS HAS DONE. THROUGH HIM EVERYONE WHO BELIEVES IS SET FREE FROM EVERY SIN. ACTS 13:38-39A

"We are telling you the good news. What God promised our people long ago he has done for us, their children. He has raised up Jesus" (Acts 13:32-33a).

Paul then explained to them how Jesus had fulfilled many prophecies, and it was because of what Jesus did that they could now proclaim this Good News to them.

"My friends, here is what I want you to know. I announce to you that your sins can be forgiven because of what Jesus has done. Through him everyone who believes is set free from every sin" (Acts 13:38-39a).

Paul and Barnabas returned the following week, and to a much larger crowd they again proclaimed the Good News of Jesus. Some of the Jews became angered by the attention Paul and Barnabas were receiving. The same thing occurred sometime later in Iconium. The Jews there became so angry that they plotted to kill Paul and Barnabas. Fortunately, Paul and Barnabas heard of their plans and escaped.

But Paul and Barnabas continued to **BOLDLY** proclaim the Good News of Jesus, which included the promise of salvation through Jesus to those who would accept this Good News. Where ever they preached the Good News, many Jews and Greeks believed and accepted Jesus as their Savior (Acts 13:42-52 & 14:1-7).

Story Summary & Discussion

Say to the Children – Today's Scripture passage includes the message of salvation. **Ask the children** – What is meant when the Bible talks about salvation? (Allow the children the opportunity to share.) **Say** – Salvation is what happens when our sins are forgiven as we accept Jesus Christ as our Savior.

Ask the Children - Does anyone know what it means to have your sins forgiven? (Allow the children the opportunity to share.) **Say** - When we sin against God -- that is, when we chose to do something that goes against what God teaches us in the Bible -- our sins keep us from having a personal relationship with God. The bad news is that no matter what we try to do on our own, we cannot repair our broken relationship with God. But that is why Paul and Barnabas were proclaiming the Good News. **Ask** - What was the Good News that Paul and Barnabas were proclaiming? (Allow the children the opportunity to share.) **Say** - The Good News is that Jesus' sacrifice on the cross fixed our sin problem. Because of Jesus we are not alone, nor do we have to try to fix our relationship with God by ourselves. When we accept that Jesus is our Lord and Savior, we receive the gifts of having our sins forgiven, our relationship with God fixed, and we get to live forever with Jesus in heaven.

Ask the Children - Is there anyone here who has never asked Jesus to be their Savior? **Say** - Today we are going to pray a special prayer. If you want accept Jesus as your Savior, have your sins forgiven, and live with Him forever in heaven, I want you to silently pray this prayer with me.

Helping children come to a saving faith in Christ is of the utmost importance and the main reason why your church has chosen to have a Vacation Bible School. Plan to have a pastor present during this Bible story. In addition, three versions of a special video that can assist you in this offer of salvation have been made available to you. You can find a link to these videos on the Day 3 - Resources page of www.boldvbs.com, or you can find these videos in the Church of the Nazarene's media library at www.medialibrary.nazarene.org. Enter **Did You Know?** in the search box. Each video helps the children further understand the need for salvation, and one version includes a complete prayer of salvation.



Did You Know? - Short Version




Did You Know? (without prayer)



Did You Know?





DAY 3 - BIBLE MEMORY ACTIVITY

Day 3 Memory Verse – Hebrews 4:16a
*So let us boldly approach God's throne of grace.
Then we will receive mercy.*

Memorizing Bible verses helps children hide God's Word in their hearts. When children have God's Word in their hearts, they can boldly face the challenges of life.

The theme for Day 3 of BOLD is Our Salvation Comes Through Jesus. The memory verse selected for Day 3 from the book of Hebrews will help reinforce this theme. This verse reminds children that, when Jesus died on the cross, He made their salvation possible. Because of what Jesus did, children can boldly go before God's throne of grace. This means that children can ask and have their sins forgiven. This also means they can ask Jesus to come into their heart to save them. The salvation children receive can only come through Jesus. Use the following activity to help the children of your VBS memorize this verse.

Day 3 - Bible Memory Activity

When children are active while they are memorizing Bible verses, the potential of retaining the verse and its meaning can be greater. One way to do this is to add some phrases and actions the children with say and do as they are memorizing the verse. Teach children the following added phrases and actions. Encourage the children to add some emotion when they say the phrases and do the actions. Once the children have practiced it a few times, challenge them to see if they can say the verse using the added phrases and actions without looking at the verse.

Part 1 - So let us boldly... Have the children say this portion of the verse. Then have them take a **BOLD** stance like the one pictured here. As the children take their **BOLD** stance, have them say "I can be **BOLD**!" Tell the children that their **BOLD** stance is not an arrogant or defiant stance, but instead, they are taking a **BOLD** stance that represents the faith they can have that Jesus will forgive their sins and save them.



Part 2 - ...approach God's throne of grace... As the children are saying this portion of the verse, have them take two steps forward and bow like the figure pictured here. Tell the children that when they humble themselves before God, they are once again displaying their **BOLD** faith in the salvation they can received through Jesus.



Part 3 - Then we will receive mercy. As the children say this final portion, have them remain in their bowing position, but now they can look up and open their arms like is picture here. Then have the children say "Thank You Jesus for saving me!"



BOLD

BOLD



BOLD



JELLI TIME CRAFTS DAY 3- U.B.S. ACTION SUBMARINE

The Day 3 Jelli Time Craft is a **U.B.S. ACTION SUBMARINE**. The theme for Day 3 is **OUR SALVATION COMES THROUGH JESUS**. When a child accepts Jesus as their Savior, they become a disciple of Jesus and a **BOLD** member of His crew called into **ACTION** for Him. As they create their **U.S.B. ACTION SUBMARINE**, they are reminded of the part they play on this **BOLD** adventure!

WHAT IS NEEDED

You will need the following items for this craft. Empty, clear water bottles, scissors, markers or crayons, and copies of the U.B.S. Action Submarine blank and full color templates.

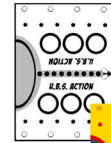


WATER BOTTLES

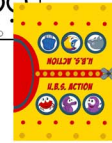


SCISSORS

MARKERS
OR
CRAYONS



U.B.S.
ACTION
TEMPLATES


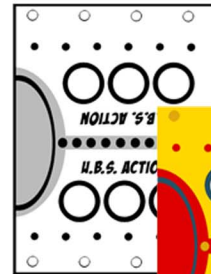


STEP 1

You will need one or two empty, clear water bottles for each child. Make sure they have had time to dry completely. Consider having the members of your church donate their empty water bottles.

STEP 2

Download and print a blank and/or full color version of the **U.B.S. ACTION** template.



STEP 3

Have children use markers or crayons to decorate their blank template. Allow them to draw their face in one of the sub windows, and have them include anyone else they want to have in their submarine. When they have finished, have them cut out their template.


STEP 4

Have children roll their template. They need to roll their template so that it is small enough to fit in the water bottle opening, but not too tight or the template may not unroll once it is inside the bottle.

STEP 5

Place the cap back onto the water bottle. This will make their **U.B.S. ACTION SUBMARINE** water tight and ready for a **BOLD ADVENTURE**. You may also consider allowing the children to have a second water bottle. They can use it for the full color template.





ORDI'S SNACK SHACK DAY 3 - DORSI'S DELIGHTS

The Ordi's Snack Shack snack idea for Day 3 includes a fun and tasty treat in honor of Dorsi the Dolphin. This snack idea does require some prep time.



You will need a banana for each child, small cups, a permanent marker, and assorted grapes, berries, and other fruit.



Step



Cut each banana in half. The half that includes the stem will be Dorsi. Make a slit in the stem to create Dorsi's mouth. Slice the other half of the banana.

Step




With a permanent marker, draw two eyes on Dorsi. Then place Dorsi in a small cup.



Step



Place a piece of fruit in Dorsi's mouth, and fill the cup with assorted pieces of fruit.





DAY 3 MO GAMES - ~~CRAB~~ SOCCER LOBSTER

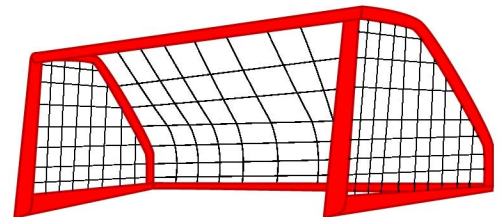
In honor of our Day 3 main character, Salvy the Lobster, the game for Day 3 is Lobster Soccer (Crab Soccer). This is a very simple game that many children may be familiar with. It requires little preparation or instruction but delivers a fun and exciting time.

WHAT IS NEEDED?



Lobster Soccer can be played either indoors or outdoors. All you need is a medium-sized ball – which can be either a soccer ball, a rubber ball, or a foam ball – and two goals. If you do not have access to two soccer goals, you can place a pair of pylons (cones) about 8-10 feet apart on both ends of the playing area to serve as goals.

HOW DO YOU PLAY?

1. Divide children into two teams.
2. Establish a playing area. Use pylons (cones) or some other objects to clearly mark the playing area.
2. Have children sit with their feet flat on the ground. Their hands should be palms down.
3. Similar to real soccer, the players can only use their head or their feet to advance or kick the ball. At no time during the game are children allowed to use their hands or stand up.
4. Children may only move by “walking like a Lobster,” keeping their hands and feet on the ground. Children must always remain within the playing area.
5. You can decide whether or not to allow teams to have a goalie.
6. A team scores when they successfully kick or head a ball into the goal of their opponents.



Spiritual Truth: The number one goal for a disciple is salvation, and that goal can only be reached through Jesus, the One.



DAY 3 - INKWELL DISCIPLESHIP - HUMILITY

The Day 3 – Inkwell Discipleship activity below will help the children of your VBS learn how they can practice the spiritual discipline of humility. This activity is a modified version of an activity developed by Focus on the Family of Canada and is part of their *Kids of Integrity* curriculum on *Humility*. Here is the direct link for this curriculum.

<http://www.kidsofintegrity.com/sites/default/files/Humility-PC-2015-best.pdf>

HUMILITY - COMPLIMENTING GOD

Being humble does not come naturally. Like other spiritual disciplines, it must be practiced to become a part of our daily lives. Read the bold portions of the compliments below. Then select a child to read the response. If you choose, you can personalize the comments by replacing the name with the name of the child who will be responding. The goal of this **COMPLIMENTING GOD** exercise is to help your children practice humility by honoring God when they are given a compliment.

- **“Susie, you are a great soccer player.”** “Thank you. God gave me a talent for playing the game.”
- **“Jeff, you sure are a bright boy.”** “Thanks. I give God the honour. He is the One who made me.”
- **“What a great runner you are, Jen!”** “Thank you. God gave me quick feet.”
- **“You swim so well, Tyler!”** “Thank you. God made me kind of like a fish.”
- **“Andrew, what an amazing drawing you have done!”** “Thank you. God gave me the gift of being creative. I’m glad He made me this way.”
- **“You are such a pretty girl, Isabelle!”** “Thank you. God is the one who made me this way.” Or, “Thank you. I like to think of myself as one of God’s many neat creations.”
- **“You play the piano so well, James!”** “I practice a lot, but it is God who gave me a natural talent for music.”


Discuss the following questions with the children. Remind them that humility includes understanding that any talent or ability that someone compliments them on comes from God. God created them. When He did, He gave them their unique talents and abilities.

- **What gifts and talents do you have that others compliment you on?**
- **Who made you and gives you talents and abilities?**

Read the following passage from Jeremiah 9:23-24.

The LORD says, “Do not let wise people brag about how wise they are.
Do not let strong people boast about how strong they are.
Do not let rich people brag about how rich they are.
But here is what the one who brags should boast about.
They should brag that they have the understanding to know me.
I want them to know that I am the LORD.
No matter what I do on earth, I am always kind, fair and right.
And I take delight in this,” announces the LORD.

- **If you are going to boast, what should you boast about?** (Have children use the Scripture passage to answer this final question.)



DAY 3 - TELLY MISSIONS



In the Day 2 - Telly Missions activity children learned about the impact being made on the Asia-Pacific region as a result of the 2014 *Listen, Learn and Let It Out* Mission Offering Project. (If needed, take a few moments to review the information included on the Day 2 - Telly Missions activity.)

In addition to the work being done to equip nomadic tribesmen in a remote areas of the Asia-Pacific region (see Day 2 - Telly Missions), a special conference of ministry workers also took place on the region. To help further encourage the children of your VBS to bring their offering to give towards the Kids Reaching Kids Mission Offering Project, **POWER: UNLOCKING THE POWER OF GOD'S WORD**, share with them the following information featured in the article "Lights on the Hill" (<http://www.asiapacificnazarene.org/lights-on-the-hill/>).

"In October 2015, over three hundred Nazarene representatives from the Asia-Pacific Region gathered to a hotel. (The name and location of the hotel has not been shared for security reasons.) There for an emerging leadership conference, the hotel ballroom was packed with pastors, global servants, and emerging leaders from all over the world."



Pictured here with Global SDMI Director Woodie Stevens (center) are Khawma, Jubilee, Piana, and Maa Wah. These emerging leaders are each holding a Papyrus audio Bible purchased with funds raised through the *Listen, Learn and Let It Out* Mission Offering Project.



"The conference was designed to recruit and prepare young emerging leaders in the Nazarene Church. It was meant to be an encouraging gathering – a place for learning and growing. It achieved its purpose. The event was successfully produced, and the regional masses were properly bolstered and empowered. But something else happened there as well, outside of our scheduled program. God descended on that hotel and made it a Holy Place."

"I recall now how many hotel staff members were standing at attention along the outer fringes of the ballroom, listening to our thunderous worship services. There were more staff members there than were truly necessary, and I think that this was no accident."

"'You have brought life and light,' said John, a hotel employee." (John's real name has been changed.)

"I later found out that John was a Christian. It wasn't mere chance that he was there in the ballroom that night. In the same way, it wasn't chance that God called the region to gather in that place. Not only was He moving in the hearts of those attending the conference, He was making Himself known in the city itself. He was showing the young leaders of the church how to emerge from their churches and homes and stand as bright, bold leaders for the Kingdom. This was an object lesson in how to be light in the dark."

Rebecca Moio, Intern WMC A-P

This amazing story is an example of what God can do when children get involved with missions efforts. Kids Reaching Kids is encouraged by reports such as this and excited about what God is going to do through this year's offering, **POWER**. For more information about this year's offering, visit www.krknaz.com.



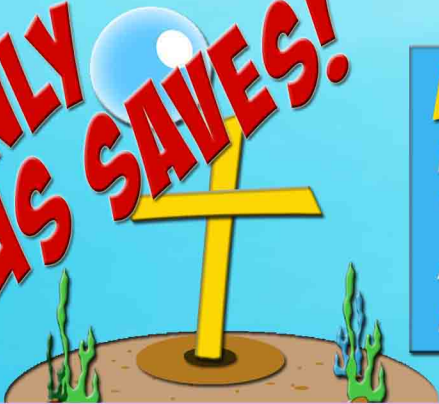
NAME _____

DAY 3

OUR SALVATION COMES THROUGH JESUS
ACTS 13:38-46



ONLY JESUS SAVES!



DAY 3 - PRAYER FOCUS

DEAR JESUS,
THE BIBLE TELLS ME THAT ONLY YOU CAN SAVE ME FROM MY SINS. I PRAY THAT YOU WILL FORGIVE ME OF MY SINS AND SAVE ME. AMEN

DAY 3 - SCRIPTURE FOCUS - ACTS 13:38-46 NIRV

38 "MY FRIENDS, HERE IS WHAT I WANT YOU TO KNOW. I ANNOUNCE TO YOU THAT YOUR SINS CAN BE FORGIVEN BECAUSE OF WHAT JESUS HAS DONE. 39 THROUGH HIM EVERYONE WHO BELIEVES IS SET FREE FROM EVERY SIN. MOSES' LAW COULD NOT MAKE YOU RIGHT IN GOD'S EYES. 40 BE CAREFUL! DON'T LET WHAT THE PROPHETS SPOKE ABOUT HAPPEN TO YOU. THEY SAID,

41 " 'LOOK, YOU WHO MAKE FUN OF THE TRUTH! WONDER AND DIE! I AM GOING TO DO SOMETHING IN YOUR DAYS THAT YOU WOULD NEVER BELIEVE. YOU WOULDN'T BELIEVE IT EVEN IF SOMEONE TOLD YOU.' " (HABAKKUK 1:5)


42 PAUL AND BARNABAS STARTED TO LEAVE THE SYNAGOGUE. THE PEOPLE INVITED THEM TO SAY MORE ABOUT THESE THINGS ON THE NEXT SABBATH DAY. 43 THE PEOPLE WERE TOLD THEY COULD LEAVE THE SERVICE. MANY JEWS FOLLOWED PAUL AND BARNABAS. MANY GENTILES WHO FAITHFULLY WORSHIPED THE GOD OF THE JEWS DID THE SAME. PAUL AND BARNABAS TALKED WITH THEM. THEY TRIED TO GET THEM TO KEEP LIVING IN GOD'S GRACE.

44 ON THE NEXT SABBATH DAY, ALMOST THE WHOLE CITY GATHERED. THEY GATHERED TO HEAR THE WORD OF THE LORD. 45 WHEN THE JEWS SAW THE CROWDS, THEY BECAME VERY JEALOUS. THEY BEGAN TO DISAGREE WITH WHAT PAUL WAS SAYING. THEY SAID EVIL THINGS AGAINST HIM.

46 THEN PAUL AND BARNABAS ANSWERED THEM BOLDLY. "WE HAD TO SPEAK GOD'S WORD TO YOU FIRST," THEY SAID. "BUT YOU DON'T ACCEPT IT. YOU DON'T THINK YOU ARE GOOD ENOUGH FOR ETERNAL LIFE. SO NOW WE ARE TURNING TO THE GENTILES.

THERE ARE FIVE WORDS FROM THE HIGHLIGHTED PORTION OF SCRIPTURE ABOVE HIDDEN IN THE PUZZLE. FIND AND CIRCLE THESE WORDS.

B	E	L	I	E	V	E	S	J	E
A	N	N	O	U	N	C	E	E	R
S	N	I	S	U	F	E	L	S	L
J	O	Y	Y	B	E	E	I	U	X
N	E	V	I	G	R	O	F	S	V



HUMILITY - COMPLIMENTING GOD

Being humble does not come naturally. Like other spiritual disciplines, it must be practiced to become a part of our daily lives. The goal of this **COMPLIMENTING GOD** exercise is to help you practice humility by honoring God when you are given a compliment. Here are some examples of how someone can practice humility by complementing God.

- “Susie, you are a great soccer player.” “Thank you. God gave me a talent for playing the game.”
- “Jeff, you sure are a bright boy.” “Thanks. I give God the honour. He is the One who made me.”
- “What a great runner you are, Jen!” “Thank you. God gave me quick feet.”
- “You swim so well, Tyler!” “Thank you. God made me kind of like a fish.”

Humility includes understanding that any talent or ability that someone compliments you on comes from God. God created them. When He did, He gave them their unique talents and abilities. Remember this when you receive a compliment for a gift or talent that God has given you, and honor Him with your humble response.

Read the following passage from Jeremiah 9:23-24.

The LORD says, “Do not let wise people brag about how wise they are.

Do not let strong people boast about how strong they are.

Do not let rich people brag about how rich they are.

But here is what the one who brags should boast about.

They should brag that they have the understanding to know me.

I want them to know that I am the LORD.

No matter what I do on earth, I am always kind, fair and right.

And I take delight in this,”

announces the LORD.

After reading the passage from Jeremiah, how would you answer the following question?

If you are going to boast, what should you boast about?

I SHOULD BRAG/BOAST THAT I HAVE THE

----- **S** ----- **G** -----

TO KNOW GOD.

DAY 3 - TELLY MISSIONS

In October 2015, over three hundred Nazarene representatives from the Asia-Pacific Region came to a hotel. (The name and location of the hotel has not been shared for security reasons.) There for an emerging leadership conference, the hotel ballroom was packed with pastors, global servants, and emerging leaders from all over the world.

The conference was designed to recruit and prepare young emerging leaders in the Nazarene Church. It was meant to be an encouraging gathering – a place for learning and growing. It achieved its purpose. The event was successfully produced and the regional masses were properly bolstered and empowered. Money raised in the 2014 Kids Reaching Kids Mission Offering Project helped to fund the Papyrus audio Bibles that many of the ministry workers left the conference with. For more information, visit www.krknaz.com.



Pictured here with Global SDMI Director Woodie Stevens (center) are Khawma, Jubilee, Piana, and Maa Wah. These emerging leaders are each holding a Papyrus audio Bible purchased with funds raised through the *Listen, Learn and Let Out* Mission Offering Project.



BOLD JR



VACATION BIBLE SCHOOL PAGES

ACTS 13:13-52 & 14:1-7

**PAUL AND BARNABUS PREACH
IN THE SYNAGOGUE**



OUR SALVATION

COMES THROUGH JESUS



SALVATION IS ONLY THROUGH JESUS

WWW.BOLDVBS.COM

BOLD JR 

DAY 3 - BIBLE STORY

ACTS 13:13-52, 14:1-7 NIRV



Paul & Barnabus Preach in the Synagogue

Setting the Story – Acts Chapter 11:19-30, 13:1-12

In the Bible story from Day 2, we learned about a man named Stephen. Stephen was killed by some angry people who did not like him talking about Jesus. When this happened, many of the other people who had become disciples of Jesus were afraid. Some of them went to a place called Antioch where they believed they would be safe (Acts 11:20-22). When they arrived, many of them began to tell others about Jesus. A man named Barnabas was sent to Antioch; and when he saw that many people there had accepted Jesus as their Savior, “he told them all to remain true to the Lord with all their hearts” (Acts 11:23).

After this, Barnabas went to a place called Tarsus. There he met a man named Saul. Saul was the man who had been trying to stop Jesus’ disciples from telling people the Good News of Jesus. But Saul, who was now called Paul, had become a disciple of Jesus. Paul and Barnabas began traveling together, and everywhere they went, they **BOLDLY** told everyone about Jesus. And many more people asked Jesus to live in their hearts and be their Savior.

The Story – Acts 13:13-52 & 14:1-7

One day Paul and Barnabas were asked by the leaders of the synagogue to share with the people some words of instruction. “Paul stood up and motioned with his hands” (Acts 13:16a). Then he told everyone who was there a story about God and how God had done some amazing things for the people known as the Israelites or Jews. He also told them about a man named David who had been the Israelites king. David was described as “a man dear to my (God’s) heart.” And, Paul told them that God had promised to send a Savior – a man named Jesus – through the family line of David (Acts 13:16-22).

But when Jesus came, the Jews did not accept Him. Instead, they turned Jesus over to the Romans to have Him killed on the cross. But God raised Jesus from the dead, and this was the message of Good News that Paul was now telling them (Acts 13:23-31).

“My friends, here is what I want you to know. I announce to you that your sins can be forgiven because of what Jesus has done. Through him everyone who believes is set free from every sin” (Acts 13:38-39a).

Paul and Barnabas **BOLDLY** shared the Good News of Jesus where ever they went. But just like with Stephen, there were some who did not like what they were saying. This did not stop Paul and Barnabas, as they **BOLDLY** told everyone that if they accepted Jesus as their Savior, He would come and live in their hearts (Acts 13:42-52 & 14:1-7).

**KEY
VERSE**

"MY FRIENDS, HERE IS WHAT I WANT YOU TO KNOW. I ANNOUNCE TO YOU THAT YOUR SINS CAN BE FORGIVEN BECAUSE OF WHAT JESUS HAS DONE. THROUGH HIM EVERYONE WHO BELIEVES IS SET FREE FROM EVERY SIN. ACTS 13:38-39A"

Story Summary & Discussion

Say to the Children – Today’s Scripture passage includes the message of salvation. **Ask the children** – Can anyone tell us what salvation means? (Allow the children the opportunity to share.) **Say** – Salvation is what happens when our sins are forgiven as we accept Jesus Christ as our Savior and become God’s friend.

Ask the Children - Does anyone know what it means to have your sins forgiven? (Allow the children the opportunity to share.) **Say** - When we sin against God – that is, when we chose to do something that God does not like – our sins keep us from being God’s friend. The bad news is that no matter how hard we try, we cannot fix our broken friendship with God by ourselves. But that is why Paul and Barnabas were telling everyone about the Good News of Jesus.

Say – The Good News is that when Jesus died on the cross, he fixed our broken friendship with God. When someone asks Jesus to forgive them of their sins and to come live in their hearts, they can become best friends with God. And when they become best friends with God, they get to live with Jesus in heaven forever!

Ask the Children - Is there anyone here who wants to be God’s friend? (Allow the children the opportunity to respond.) **Say** - Today we are going to pray a special prayer. If you want to be God’s friend by inviting Jesus to come and live in your heart, I want you to silently pray this prayer with me.

Helping children come to a saving faith in Christ is of the utmost importance and the main reason why your church has chosen to have a Vacation Bible School. Plan to have a pastor present during this Bible story. In addition, three versions of a special video that can assist you in this offer of salvation have been made available to you. You can find a link to these videos on the Day 3 - Resources page of www.boldvbs.com, or you can find these videos in the Church of the Nazarene’s media library at www.medialibrary.nazarene.org. Enter “Did You Know” in the search box. Each video helps children further understand the need for salvation, and one version includes a complete prayer of salvation.



Did You Know? - Short Version




Did You Know? (without prayer)



Did You Know?





DAY 3 - BIBLE MEMORY ACTIVITY

Day 3 Memory Verse – Hebrews 4:16a

*So let us boldly approach God's throne of grace.
Then we will receive mercy.*

Memorizing Bible verses helps children hide God's Word in their hearts. When children have God's Word in their hearts, they can boldly face the challenges of life.

The theme for Day 3 of BOLD is Our Salvation Comes Through Jesus. The memory verse selected for Day 3 from the book of Hebrews will help reinforce this theme. This verse reminds children that, when Jesus died on the cross, He made their salvation possible. Because of what Jesus did, children can boldly go before God's throne of grace. This means that children can ask and have their sins forgiven. This also means they can ask Jesus to come into their heart to save them. The salvation children receive can only come through Jesus. Use the following activity to help the children of your VBS memorize this verse.

Day 3 - Bible Memory Activity

When children are active while they are memorizing Bible verses, the potential of retaining the verse and its meaning can be greater. One way to do this is to add some phrases and actions the children with say and do as they are memorizing the verse. Teach children the following added phrases and actions. Encourage the children to add some emotion when they say the phrases and do the actions. Once the children have practiced it a few times, challenge them to see if they can say the verse using the added phrases and actions without looking at the verse.

Part 1 - **So let us boldly...** Have the children say this portion of the verse. Then have them take a **BOLD** stance like the one pictured here. As the children take their **BOLD** stance, have them say **"I can be BOLD!"** Tell the children that they are taking a **BOLD** stance that represents that Jesus will forgive their sins and save them.




Part 2 - **...approach God's throne of grace...** As the children are saying this portion of the verse, have them take two steps forward and bow like the figure pictured here. Tell the children that when bow before God's throne, they are **BOLDLY** showing their love for Jesus.



Part 3 - **Then we will receive mercy.** Explain to the children that mercy means forgiveness. When they **BOLDLY** ask Jesus to forgive their sins, He will do it. This is good news. When they finish saying this part, they should celebrate.



BOLD BOLD




BOLD



NAME _____

**DAY 3
JR**

**OUR SALVATION COMES THROUGH JESUS
ACTS 13:38-39A**




DAY 3 - JR PRAYER FOCUS

**DEAR JESUS,
FORGIVE ME OF MY SINS AND
SAVE ME. AMEN**

DAY 3 - JR SCRIPTURE FOCUS - ACTS 13: 38-39A NIRV

38 "MY FRIENDS, HERE IS WHAT I WANT YOU TO KNOW. I ANNOUNCE TO YOU THAT YOUR SINS CAN BE FORGIVEN BECAUSE OF WHAT JESUS HAS DONE. 39 THROUGH HIM EVERYONE WHO BELIEVES IS SET FREE FROM EVERY SIN.

BARNABUS HAS BECOME SEPARATED FROM PAUL. FIND A PATH THROUGH THE MAZE TO HELP BARNABUS FIND PAUL.



START ▶

▶ **END**



BARNABUS



PAUL



HUMILITY - COMPLIMENTING GOD

Being humble does not come naturally. Like other spiritual disciplines, it must be practiced to become a part of our daily lives. The goal of this **COMPLIMENTING GOD** exercise is to help you practice humility by honoring God when you are given a compliment. Here are some examples of how someone can practice humility by complementing God.

- "Susie, you are a great soccer player." "Thank you. God gave me a talent for playing the game."
- "Jeff, you sure are a bright boy." "Thanks. I give God the honour. He is the One who made me."
- "What a great runner you are, Jen!" "Thank you. God gave me quick feet."
- "You swim so well, Tyler!" "Thank you. God made me kind of like a fish."



Locate and circle each of the words from the Day 3 - Telly Missions word list.

P T E Y F L Z Z
 Y A L F I J Q K
 D O P G I O N I
 H G H Y Z L Z N
 D T S U R L T G
 R E W O P U D D
 O G Y Y Z C S O
 W Q F Z S Z U M

WORD LIST

**LIFE
 LIGHT
 PAPYRUS
 KINGDOM
 POWER
 WORD
 HOLY**

DAY 3 - TELLY MISSIONS



Pictured here with Global SDMI Director Woodie Stevens (center) are Khawma, Jubilee, Piana, and Maa Wah. These emerging leaders are each holding a Papyrus audio Bible purchased with funds raised through the Listen, Learn and Let Out Mission Offering Project.



BOLD VACATION BIBLE SCHOOL

DAY 4



ACTS 18:24-28
PRICILLA, AQUILA, & APOLLOS



THE TRUTH OF JESUS
COMES FROM THE WORD



THE TRUTH IS FOUND IN GOD'S WORD (BIBLE)

WWW.BOLDVBS.COM



DAY 4 - OVERVIEW & OPENING SESSION

THEME <i>THE TRUTH OF JESUS COMES FROM THE WORD</i>	SCRIPTURE FOCUS <i>ACTS 18:24-28 - PRICILLA, AQUILA, & APOLLOS</i>	KEY VERSE <i>ACTS 18:27A,C & 28B</i>	MEMORY VERSE <i>PSALM 25:5</i>
--	---	--	--



NO GAMES <i>BOLDLY SWIMMING THROUGH THE HOOP</i>	ORDI'S SNACK SHACK <i>INKWELL IN A BLANKET</i>	JELLI TIME CRAFTS <i>BOLD BIBLE BOOKMARK</i>	TELLY MISSIONS <i>THE TRUTH OF JESUS</i>	INKWELL DISCIPLESHIP <i>SPIRITUAL DISCIPLINE FASTING</i>
---	--	--	--	---

Opening Session

PowerPoint slides for each Opening Session of BOLD have been prepared and are available on the BOLD VBS Resources & Curriculum page at www.boldvbs.com.

Welcome: A very effective way to signal to the children that it is time to begin is by opening with a song. BOLD VBS includes five daily themed songs/lyric videos that are designed to introduce and reinforce each day's theme. Any of the five songs are appropriate to use during the welcome time.

Greeting: Take a moment to welcome the children, expressing how excited you are that they have come to VBS. Introduce yourself, your rotation leaders, volunteers, and staff members.

Opening Prayer: Invite Christ into your VBS by opening each night with prayer. Consider asking someone different each night to offer this prayer.

BOLD VBS Theme & Bible Basis: Introduce the overarching theme of VBS, BOLD: Be Outspoken... Live it Daily! Tell the children that this week in VBS they will be learning what it means to be BOLD for Jesus. This is also a perfect time to introduce the children to the passage of Scripture that will serve as the Bible basis for BOLD, Acts 4:31b "They were BOLD when they spoke God's Word!"

Daily Theme & Scripture Focus: Share with the children the Day 4 Theme, The Truth of Jesus Comes From the Word, and the Day 4 Scripture Focus: Acts 18:24-28, Pricilla, Aquila, & Apollos.


Day 4 Song/Lyric Video: Following the introduction of the Daily Theme & Scripture Focus is the perfect time to introduce the Day 4 song/lyric video. Teach the children the words and motions, which can be found on the BOLD VBS Resources & Curriculum page at www.boldvbs.com. Then lead them through the Day 4 song/lyric video.


Opening Skit: Take a moment to introduce the opening skit by reading the following: All this week, we are going on a BOLD adventure. You will be crew members of the United Bold Submarine or UBS ACTION. Our guide on our BOLD adventure this week will be Dorsi, a dolphin who will help us navigate the deep sea. Along our BOLD adventure we will encounter a number of friends who are going to help us learn how to be BOLD for Jesus. The friend we will meet today is Inkwell, an octopus who knows that the truth about Jesus Christ is found in God's Word. Let's now give all of our attention to Dorsi as we begin our BOLD adventure.

Mission Offering Project: The Kids Reaching Kids Mission Offering Project for 2016 is called POWER: Unlocking the Power of God's Word! The Bible basis is Mark 12:24 (NIRV), "Jesus replied, 'You are mistaken, because you do not know the Scriptures. And you do not know the power of God.'" Read the following to the children: We live in a world today that can be very confusing. When we are faced with a difficult situation, we can find POWER to overcome it through God's Word. But many children around the world still do not have easy access to God's Word. The VBS offering you bring this week will help equip children all across the globe with God's Word.

Concluding the Opening Session: Before you send the children to their first VBS rotation, lead them through the Day 4 song/lyric video one more time. This will once again introduce and reinforce the Day 4 theme.

THE TRUTH OF JESUS COMES FROM THE WORD!





DAY 4 - OPENING SKIT

The opening skits created for BOLD are designed to introduce children to each day's theme and Bible Story, and to invite the children into the BOLD adventure by making them a part of each skit. The daily Overview & Opening Session pages in both the Director and Leader's Guides include an introduction for each skit. This introduction should be read prior to each skit.

SETTING THE SCENE

Underwater submarine sounds should be playing, and lights should be dimmed. As Dorsi enters the stage to address the children, lower the volume of the underwater submarine sounds.

THE OPENING SKIT

DORSI – Welcome, crew members of the United **BOLD** Submarine Action. As many of you know, I am **DORSI**, and I will be your guide on the **BOLD** adventure. Each of you has been specifically chosen for this adventure. Along this adventure you will discover how you can be **BOLD** in a world that can sometimes be scary. And with the help of Jesus Christ, you will learn how to help others be **BOLD** as well. As we travel the underwater depths, our task will be to help those we encounter learn how to be **BOLD**. Are you ready for this **BOLD** adventure? (Encourage the children to **BOLDLY** respond to this invitation.)

DORSI – Great! Then let the adventure begin! (Bring the volume of the underwater submarine sounds back up for a few seconds until **INKWELL** enters the stage. **INKWELL** appears to very frightened. As **INKWELL** enters the stage and sees **DORSI** and the children in the audience, **INKWELL** quickly hides behind the nearest obstruction and cautiously peers out from behind it. **DORSI** sees **INKWELL** and turns back to address the children.)

DORSI – Kids, I think I see someone. I think it is an octopus. I think it looks scared. Let's be very careful as we approach to see if we can help this octopus to be **BOLD**.

DORSI – Hello there. My name is **DORSI**. What is your name?

INKWELL – (**INKWELL** seems quite surprised by **DORSI'S** question, and **INKWELL** ducks down behind the obstruction so that no part of **INKWELL** is visible.) Are you talking to me?

DORSI – Yes. I didn't mean to scare you. It is just that I noticed you looked a little frightened, and I thought we might be able to help you to be **BOLD**.

INKWELL – Oh, I see. My name is **INKWELL**.

DORSI – Nice to meet you **INKWELL**. As I said, I am **DORSI**, and all these children you see here are crew members of the United **BOLD** Submarine Action. We have been traveling all this week helping those who we encounter to be **BOLD**.

INKWELL – That's nice. (Spoken in a less than convincing tone.) But I don't think there is much you can do for me.

DORSI – Why do you say that?

INKWELL – I am sort of known around these parts as a coward. I am easily frightened; and when an octopus becomes frightened, it is kind of hard to hide our fear.

DORSI – Why is it hard to hide your fear?

INKWELL – Do you know what happens when an Octopus becomes frightened?

DORSI – What?



DAY 4 - OPENING SKIT (CONT)

INKWELL – When an Octopus becomes frightened, we sometimes release a stream of ink.

DORSI – Ink?

INKWELL – Yes, ink. It is supposed to help us scare away or confuse that which has scared us, but I must be doing something wrong.

DORSI – Why do you say that?

INKWELL – Because when I get scared and release a stream of ink, nobody ever seems to get frightened or confused. In fact, most people around here are so used to me getting frightened, they gave me the name **INKWELL**.

DORSI – So, Inkwell is not your given name?

INKWELL – No. My real name is Octopoda Vulgaris. (This is the scientific name for an Octopus.)

DORSI – But people call you Inkwell because they figure you must have a very large supply of Ink in your well. Am I right?

INKWELL – That about sums it up.

DORSI – Honestly, I don't think the name of **INKWELL** is that bad at all.

INKWELL – Why do you think that?

DORSI – Have you ever heard of the Bible?

INKWELL – Isn't that a book with a bunch of stories.

DORSI – Yes, there are a lot of stories in the Bible, but it is so much more than that.

INKWELL – It's more than just a bunch of stories?

DORSI – Yes, **INKWELL**. The Bible is also a book that teaches us about Jesus. Do you know who Jesus is?

INKWELL – That name does sound familiar. Is he that white whale that I see swimming around here every now and then? He scares me. But then again, who doesn't?

DORSI – No, **INKWELL**. Jesus is not a white whale. But He is a pretty big deal. The Bible tells us that many years ago Jesus came and died on a cross for our sins. And after three days in the grave, He rose from the dead. And there is a day coming when He will return, and those who have accepted Him as their Savior will live with Him for all of eternity.

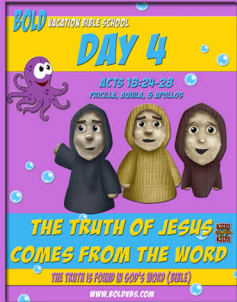
INKWELL – Wow! He is a big deal. But what does that have to do with the name **INKWELL**.

DORSI – I thought you might be wondering that. The story of Jesus happened more than 2,000 years ago. There were a number of men called disciples. These men spent time with Jesus learning all they could from Him. These men realized that Jesus was no ordinary man; but, in fact, Jesus was God. And they wanted to share this Good News about Jesus with everyone. But just like you and I would never be able to tell everyone in this big ocean about Jesus on our own, they too realized that they could not tell everyone in the world about Jesus on their own. So, do you know what many of them did?

INKWELL – What?

DORSI – They wrote down what they remembered about Jesus. And do you know what they used to write down what they remembered about Jesus?

Conclusion of the Day 4 Opening Skit is at the top of page 86.



DAY 4 OPENING SKIT (CONT)

INKWELL – Ink?

DORSI – That is correct. And then you know what else happened?

INKWELL – What?

DORSI – Others took what the disciples had written down about Jesus; and, using more ink, they made copy after copy. Before long, the Good News of Jesus had spread to places that those disciples would have never been able to reach on their own.

INKWELL – And if it was not for a large supply or well of ink, then many of those copies of the Good News of Jesus might have never existed. Is that right?

DORSI – That is correct. Now do you see why I think the name **INKWELL** is a pretty good name?

INKWELL – Yes, I do! (**INKWELL**, now filled with a new found **BOLDNESS**, emerges from behind the obstruction. As **INKWELL** emerges, encourage the children to cheer loudly.) Do you know what I think, **DORSI**?

DORSI – What?

INKWELL – I think I want to learn more about the **TRUTH** of Jesus found in the Bible. And do you know what I want to do after that?

DORSI – Share the Good News of Jesus with others?

INKWELL – Yes! And if I do that, if I share the amazing story about Jesus with others, then when people see me they will no longer see me as just that silly Octopus who is always running, hiding, and shooting off streams of ink.

DORSI – They won't?

INKWELL – No! They will see a **BOLD** Octopus who is shooting off streams of the Good News of Jesus from a large well of **TRUTH** that comes from the Bible.

DORSI – I think that sounds pretty good. (**DORSI** turns and addresses the children.) What do you think, crew members? (Encourage the children to cheer in the affirmative.)


DAY 4 - CLOSING SESSION

PowerPoint slides for each Closing Session of BOLD have been prepared and are available on the BOLD VBS Resources & Curriculum page at www.boldvbs.com.

Welcome: As the children are returning for the closing session, have your music leader lead the children in the Day 4 or another of the BOLD VBS songs.

Greeting: Take a moment to welcome the children to the closing session. This is a perfect opportunity to review with the children what they learned during the Day 4 Bible story, Priscilla, Aquila, & Apollos. Take some time to review the story and ask the children some key questions from the lesson. You may also choose to ask one of the children to recite the Day 4 memory verse from Psalm 25:5 or the Day 4 theme: The Truth of Jesus Comes from the Word.

Closing Skit: Take a moment to introduce the closing skit by reading the following: All this week, we are going on a BOLD adventure. We will be traveling on the submarine Action. Our guide on our BOLD adventure this week will be Dorsi, a dolphin who will help us navigate the deep sea. Along our BOLD adventure we will encounter a number of friends who are going to help us learn how to be BOLD for Jesus. The friend we met in the opening skit today was Inkwel, a bold octopus who found that the truth about Jesus comes from God's Word (Bible).



Now, let's once again give all of our attention to Dorsi as we continue this BOLD adventure.

Mission Offering Project: Remind the children of the Kids Reaching Kids Mission Offering Project, Power: Unlocking the Power of God's Word. Announce the total of the offering collected in the opening session. Encourage the children to share with their friends and family about Kids Reaching Kids and this year's Mission Offering Project.

Concluding the Closing Session: A great way to wrap up each night of VBS is by closing with a final song. Following the song, take a moment to once again review with the children the key theme and lessons that were taught during VBS that day. Make important announcements for both the children and your leaders. Close the evening in prayer.

DAY 4 - CLOSING SKIT

The closing skits created for BOLD are designed to review with the children each day's theme, Bible story, and other key elements and lessons from that day's Vacation Bible School. The Closing Session for each day of BOLD, found in both the Director and Leader's Guides, includes an introduction for each closing skit. This introduction should be read prior to each skit.

SETTING THE SCENE - Underwater submarine sounds should be playing, and lights should be dimmed. As **DORSI** enters the stage to address the children, lower the volume of the underwater submarine sounds.

THE CLOSING SKIT

DORSI - Welcome back, crew members. Did everyone have a great time during today's **BOLD** adventure? (Encourage the children to respond **BOLDLY** in the affirmative.)

DORSI - Along our adventure today we met a new friend. Who can tell me the name of the new friend we met? (**DORSI** should choose one of the children to answer.)

DORSI - That is correct! Can someone else tell me what would happen when **INKWELL** became frightened? (**DORSI** should pick another person to answer.)

DORSI - This is right! Each time **INKWELL** was frightened, a stream of Ink was the result. But instead of making **INKWELL** feel safe, it only revealed to others the fear **INKWELL** felt.

DORSI - But what happened that made **INKWELL** think differently about that name? (**DORSI** can pick a few different children, each of whom can help fill in parts of the story of how **INKWELL** learned how having a large supply of ink had helped the disciples of Jesus, and others after them, to be able to write down a record of the Good News of Jesus. This is why today we have the Bible, and why we have access to the **TRUTH** of Jesus from within its pages.)

DORSI - Spending time reading the Bible and learning more about the **TRUTH** of Jesus is very important. That was the same lesson that someone in today's Bible Story also learned. Can someone tell me who that person was? (**DORSI** can select another child to answer. The answer **DORSI** is looking for is Apollos.)

DORSI - Correct! Apollos wanted to tell everyone he knew about Jesus, but Pricilla and Aquila realized that Apollos did not know everything he needed to know about Jesus in order to share the Good News of Jesus as **BOLDLY** as he could. But once Apollos learned more about Jesus, He became an even **BOLDER** evangelist; as a result, many more people heard about the **TRUTH** of Jesus.

DORSI - We also learned another important **TRUTH** in our Bible Story today. In the story from Acts 18, we learned that, despite living in a culture that did not always treat women like it did men, the Holy Spirit empowered a woman, Pricilla, along with her husband, Aquila, with the power and **BOLDNESS** to share the Good News of Jesus with Apollos.

DORSI - This has been another amazing day at VBS. I look forward to seeing you all again tomorrow as we continue on this **BOLD** adventure as we all continue to grow as disciples for Jesus.

DAY 4 - BIBLE STORY

ACTS 18:24-28 NIRV



Pricilla, Aquila, & Apollos

Setting the Story – Acts Chapter 18:1-3, 18-19

Today's Bible Story centers on three special disciples of Jesus Christ. Pricilla, Aquila, and Apollos are only briefly mentioned in Scripture, but in each case there is a strong indication that they were thought of very highly by Paul as they Boldly preached the Good News of Jesus Christ.

Pricilla & Aquila

We first hear of Pricilla & Aquila in the opening verses of Acts Chapter 18.

"Paul left Athens and went to Corinth. There he met a Jew named Aquila, who was a native of Pontus. Aquila had recently come from Italy with his wife Priscilla. The emperor Claudius had ordered all Jews to leave Rome. Paul went to see Aquila and Priscilla. They were tentmakers, just as he was. So he stayed and worked with them" (Acts 18:1-3).

We can actually learn a lot about this couple from these verses. They were Jews who had lived in Rome during a time of persecution. They had recently arrived in Corinth after Claudius had ordered all Jews to leave Rome. Although it is not stated here, all indications were that Pricilla and Aquila were Jewish Christians. Paul, who may have felt a kinship with them since they too were tentmakers, definitely appreciated this couple's ministry and compassion toward him and many other Christians over the years would follow this first encounter. (See Romans 16:3-5, 1 Corinthians 16:19, & 2 Timothy 4:19.)

In an era where woman were often viewed as second class citizens, Pricilla was viewed as an equal member of the leading disciples of the early Church; and she is considered by many to be the first female pastor and teacher of the Christian faith. The Boldness she displayed in her ministry, especially during the era and within the cultural climate she lived, should not be understated.

Apollos

The first time we are introduced to Apollos is in today's Scripture passage, Acts 18:24-28. He was an early Christian evangelist from Ephesus who, following his encounter with Pricilla and Aquila, would go on to be one of the most important evangelists of the early Church. (See 1 Corinthians 1:12, 3:4-6 & 22, 4:6, 16:12, & Titus 3:13.)

The Story – Acts 18:24-28

Today's Scripture passage introduces us to a man who would become one of the most influential evangelists of the early Church. Apollos, like Paul, was a highly educated man who became a Christian. The passage tells us that Apollos was quite the biblical scholar.

"Apollos had been taught the way of the Lord. He spoke with great power. He taught the truth about Jesus. But he only knew about John's baptism" (Acts 18:25).

**KEY
VERSE**

"APOLLOS WANTED TO GO TO ACHAIA... HE WAS A GREAT HELP TO THOSE WHO HAD BECOME BELIEVERS BY GOD'S GRACE... HE ARGUED STRONGLY AGAINST JEWS WHO DISAGREED WITH HIM. HE PROVED FROM THE SCRIPTURES THAT JESUS WAS THE MESSIAH..." ACTS 18:27A, C, 28B

One issue with Apollos is that verse 25 states that “he only knew about John’s baptism.” This means that Apollos had not heard of the Holy Spirit. This does not mean that Jesus’ Spirit was not already working in His life; but when Christians learn about the power of the Holy Spirit, the level of **BOLDNESS** in which they declare the Truth about Jesus is greatly impacted.

When a Christian reads the words in Scripture concerning Jesus, it is the Holy Spirit, Jesus’ Spirit, that witnesses to the heart of the Christian about what they have read. When Christians allow Jesus’ Spirit to live in their hearts, it is His voice that helps them accept what they read about Jesus as the Truth. Therefore, even though Apollos preached the Truth about Jesus, he still needed the voice of Jesus’ Spirit to help him accept this Truth in his own heart.

When Pricilla and Aquila first heard Apollos preach about Jesus, they were impressed with his **BOLDNESS**; but they must have realized that something was missing. “So they invited him to their home. There they gave him a better understanding of the way of God” (Acts 18:26b).

Pricilla & Aquila’s actions toward Apollos definitely required them to be Bold. Apollos was already a powerful evangelist, and the words he was speaking were powerful. But they must have realized that he was still missing something. He was missing the power of the Holy Spirit; and likewise, those whom he was evangelizing were also missing this essential witness.

Pricilla’s mention in this passage along with her husband is very important. Each time this couple is mentioned in Scripture, both names are included. There is no doubt that Paul and the other disciples looked upon Pricilla, despite how their culture may have viewed the role of women, as an equal member of the Church with full authority to preach and teach the Good News of Jesus. Pricilla no doubt was made **BOLD** through the power of Jesus’ Spirit.

After Apollos met with Pricilla and Aquila, his effectiveness as an evangelist increased. Apollos next went to Achaia; and, armed with his new weapon, Jesus’ Spirit, “he argued strongly against Jews who disagreed with him. He proved from the Scriptures that Jesus was the Messiah” (Acts 18:28b).


Story Summary & Discussion

Say to the Children – Pricilla, Aquila, and Apollos had been taught that Jesus Christ died for their sins on a cross. They had also been taught that God raised Him from the dead and if they placed their faith in Jesus, they could live with Him forever in heaven. **Say** – They had also been shown that Scripture, what today we know as the Old Testament, confirmed what they had been taught about Jesus was true. But when it came to preaching and teaching about what they had learned about Jesus, that He was God’s Son the Messiah, especially in places where people did not want them to do this, they found the power to be **BOLD** through another power source.

Ask the Children – What was this other power source we learned about in today’s Bible Story? (Allow the children the opportunity to respond. The answer is the Holy Spirit, or Jesus’ Spirit.) **Ask** – Did you know that you can use this same power source today? **Say to the Children** – Christians believe that when Jesus returned to heaven after God raised Him from the dead, He sent us His Spirit, the Holy Spirit. The Holy Spirit is an inner voice of God that helps us understand the Truth about Jesus found in the Bible. **Say** – Sometimes when we read the Bible we read things that are difficult for us to understand. Thankfully, there are people today, like Pricilla & Aquila, who can help us better understand the Bible. But we also rely on Jesus’ voice, the Holy Spirit, who helps us know for sure what the Bible teaches us about Him is true. **Say** – Disciples of Jesus can also count on Jesus’ Spirit to help them to be **BOLD** when they share the Truth about Jesus with their world.

**JESUS' SPIRIT HELPS ME TO KNOW THAT
THE TRUTH OF JESUS COMES FROM THE WORD!**





DAY 4 - BIBLE MEMORY ACTIVITY

Day 4 Memory Verse – Psalm 25:5
*Guide me in your truth. Teach me.
You are God my Savior.
I put my hope in you all day long.*

Memorizing Bible verses helps children hide God's Word in their hearts. When children have God's Word in their hearts, they can boldly face the challenges of life.

The theme for Day 4 of **BOLD** is *The Truth of Jesus Comes From the Bible*. The memory verse selected for Day 4 from the book of Psalm will help reinforce this theme. This verse reminds children that they can find the truth about Jesus in the Word (Bible); In addition, children can find a power source to help them share the Truth of Jesus to their world. This power source is the Holy Spirit, or Jesus' Spirit. Use the following activity to help the children of your VBS memorize this verse.

Day 4 - Bible Memory Activity

For the Day 4 - Bible Memory Activity, the children will work together as a team to unscramble today's Bible memory verse. In addition, today's Bible Memory Activity will also help reinforce two important truths that disciples of Jesus need to learn. These truths are 1) that the Truth of Jesus comes from the Word (Bible), and 2) that disciples of Jesus Christ can rely on the Holy Spirit, Jesus' Spirit, to help confirm His Truth in their hearts. Together these two truths will help children be **BOLD** as they share the Truth of Jesus with their world.

On the Day 4 - Resource page at www.boldvbs.com, you will find today's Bible memory verse divided into 10 parts. Each part is displayed on an 8 1/2 x 11 page. You can download and print each page or you can make your own. You will also need a blindfold.


As you begin the activity, Use the pages with the 10 parts of Psalm 25:5 to have the children practice saying the verse together. Tell them to concentrate on each word of the verse, as they will have to try to reconstruct the verse from memory.

After you have gone over the verse with the children several times, scramble the pages containing the 10 parts of Psalm 25:5 and place them face down on the floor. Next, select one child to be the disciple. The disciple will be given the task of reconstructing the verse for the group. However, the disciple will also be blindfolded. Explain to the children that the blindfold represents someone who is trying to understand the Truth about Jesus found in the Word (Bible). If the blindfolded disciple does not have some help, there is very little chance that he or she will succeed in putting the scrambled verse back into the correct order.

The other children will play the role of the Holy Spirit. Their job will be to give the disciple instructions to help unscramble the verse correctly. Remind the children that shouting or trying to talk over each other is not a good example of how the Holy Spirit helps us understand the Truth of Jesus that is found in the Word. Instead, they need to calmly speak as one voice, working together to help the disciple get each part of the verse back into its correct position. If the children have the disciple put one of the parts of the verse in the wrong location, help them correct their error.

When each part of Psalm 25:5 is back in the correct order, the disciple can remove the blindfold. Then have the children say the verse together several more times. If you have time, you can repeat this activity using a different child to play the role of the disciple.





JELLI TIME CRAFTS DAY 4- BOLD BIBLE BOOKMARK

The Day 4 - Jelli Time Craft is a **BOLD BIBLE BOOKMARK**. The Day 4 theme is **THE TRUTH OF JESUS COMES FROM THE WORD (BIBLE)**. Helping the children of your VBS spend time reading their Bibles is a great way to help them come to better know Jesus.

WHAT IS NEEDED

You will need a copy of the **DESIGN YOUR OWN BOLD BIBLE BOOKMARK** for each child. In addition, you will need scissors, yarn, markers, crayons, glue, glitter, and a hole punch.



**BOLD BIBLE
BOOKMARK
TEMPLATE**



Template available on the Day 4 resources page at www.boldvbs.com



STEP 1 - Provide each child with their own **BOLD BIBLE BOOKMARK** template. Copying the template on a sturdy card stock paper will work best.

STEP 2 - Help children cut out the bookmark and any of the images they would like to include on their bookmark.

STEP 3 - Using the decorating supplies, assist the children in decorating their bookmarks.

STEP 4 - Encourage the children to include the Day 4 theme, **THE TRUTH OF JESUS COMES FROM THE WORD** on their bookmark.

STEP 5 - Using a hole punch, punch a hole through the black dot in the top of each child's bookmark. Provide each child a piece of yarn that can be tied through the hole.

THE TRUTH OF JESUS COMES FROM THE WORD (BIBLE)

THE TRUTH IS FOUND IN GOD'S WORD (BIBLE)



ORDI'S SNACK SHACK DAY 4 - INKWELL (OCTOPUS) IN A BLANKET

The Ordi's Snack Shack snack idea for Day 4 includes a fun and tasty treat in honor of Inkwell the octopus. This snack idea does require some prep time.



You will need hotdogs or small sausage links (also known as Lil Smokies) and cans of biscuits or crescent rolls.



- Step 1** If you use hotdogs, cut them in half. You will need one hotdog for every two children. If you use small sausage links, do not cut them in half. You will need one for each child.
- Step 2** Cut the bottom half of the hotdog or sausage link into 1/8s. This will create the legs for Inkwell.
- Step 3** Open your cans of biscuits or crescent rolls. Wrap a portion of the dough around the top of each uncut end of the hotdog or sausage link, leaving the legs you created in step 2 uncovered. Use enough dough to cover to top half completely.
- Step 4** Place the hotdogs or sausage links on a baking sheet with the legs spread out to resemble the legs of an octopus. Follow the baking instructions that came with the biscuits or crescent rolls.
- Step 5** After you have baked your *INKWELL'S IN A BLANKET*, let them cool.



Image from CatchMyParty .com, <http://catchmyparty.com/blog/spotlight-an-under-the-sea-birthday-bash>



DAY 4 - NO GAMES BOLDLY SWIMMING THROUGH THE HOOP

In honor of our Day 4 main character, Inkwell the Octopus, the game for Day 4 is **BOLDLY SWIMMING THROUGH THE HOOP**. This is a very exciting game that requires some dexterity and cooperation.

WHAT IS NEEDED?

All that is needed to play the game is one or two hula hoops for each team.

1. Divide the children into at least two teams of approximately 8-12 members per team.


HOW DO YOU PLAY?

2. Have the children join hands to form a circle.


3. Loop a hula hoop over one player's arm. Without letting go of the other player's hands, each child must step through the hula hoop, passing it to the next person in the process.

4. The hula hoop must make it all the way around the circle. The first team to complete the circle will be declared the winner.

You can add an extra challenge to the game by having each team move two or more hula hoops around their circle.



Spiritual Truth: The Truth that you can find in God's Word (Bible) can help you get through all the tough hoops in life.



DAY 4 - INKWELL DISCIPLESHIP - FASTING

The Day 4 – Inkwell Discipleship activity below will help the children of your VBS learn how they can practice the spiritual discipline of fasting.

The spiritual disciplines covered on the first two days of BOLD were the spiritual disciplines of prayer and Bible reading. Today’s spiritual discipline, fasting, is often practiced in conjunction with these other two spiritual disciplines.

BOLD FASTING

When someone fasts, they choose to give up or deprive themselves of something for a pre-determined period of time. That which the person chooses to give up could be an item of food or an entire meal, or it might be some activity, like watching TV. The item or activity which the individual chooses to give up is not as important as the reason they are giving it up. What is important is when an individual chooses to fast, the act of giving something up serves as a reminder or the catalyst that encourages them to spend time growing closer to Jesus.

This is why prayer and Bible reading are often paired with fasting. For example, if a child chooses to give up drinking soda pop for one month, each time the child makes that choice during the month, the child is reminded to stop and say a prayer. They can say a prayer for something they are thankful for, or they might say a prayer for a friend or family member, or another specific need. In addition, when a child chooses to give up a meal, like choosing to not eat lunch on Wednesday’s, the time they would have spent eating can be spent reading the Bible.

Using the information above, spend a few minutes explaining fasting to the children of your VBS. Then, similar to how they used each letter from the name of the submarine ACTION, to help them form a BOLD ACTION OF PRAYER, have them use the letters of BOLD to help them develop a plan for BOLD fasting. Here are some examples to help the children get started.

- B** Bread, Breakfast, Buying or Eating Candy
- O** Orange Juice, Oatmeal, Going Outside to Play
- L** Lunch, Listening to Music, Looking at a Comic Book, My Favorite TV Show, or My Phone
- D** Dinner, Doughnuts, My Favorite Drink


1. Help the children come up an item or activity they will fast for each of the letters in BOLD.
2. Then, have the children decide when OR for how long they will fast the item or activity.
3. Finally, have the children decide how they will grow closer to Jesus when they fast.

WHAT I WILL FAST

WHEN OR HOW LONG I WILL FAST

HOW I WILL GROW CLOSER TO JESUS

B	_____	_____	_____
O	_____	_____	_____
L	_____	_____	_____
D	_____	_____	_____



DAY 4 - TELLY MISSIONS



On Day 1 of Telly Missions, the children of your Vacation Bible School were introduced to the 2016 Kids Reaching Kids Mission Offering Project, **POWER: UNLOCKING THE POWER OF GOD'S WORD**. This offering will help combat biblical illiteracy by equipping children with God's Word.

While limited access to the Bible might seem like the most common reason for Biblical illiteracy, a second, and possibly more serious problem, is that even when a child has access to the Bible or biblical teaching, the child still may not choose or be encouraged to spend time reading the Bible or listening to Biblical teaching. As someone who has been called to help children grow as disciples of Jesus, teachers and leaders of children play a large role in helping children to understand and embrace the need to improve their Biblical knowledge and understanding.

One of the negative results that occurs when a child is not encouraged to increase their Biblical knowledge and understanding is that they are more likely to not see the Bible as God's Word and a source of authority and **TRUTH**.

The theme for Day 4 of **BOLD** is, The **TRUTH** of Jesus Comes from the Word. If we want children to grow as disciples and to become more like Jesus, they need to be taught that what they read about Jesus in the Bible is the **TRUTH**.

Below is a simple True and False quiz, with statements about Jesus that you can use with the children of your VBS. Along with each statement, you will also find the Scripture reference where children can find the answer. For each statement, follow these instructions.

1. Read the statement about Jesus to the children
2. Ask the children if they believe the statement about Jesus is true or false.
3. Before you reveal the answer, ask a child to look up the Scripture passage and read it out loud. (If you are working with small children, you may need to look up and read the passage for them.)
4. After the child has read the passage, discuss with the children why the statement was true or false.

Remind the children that God's Word is where they can find the Truth about Jesus. Tell them that the more time they spend reading the Bible, the more they will learn about Jesus. And the more they learn about Jesus, the **BOLDER** they will become when they share the Good News of Jesus with their friends, family, and others who they encounter in their world.

THE TRUTH ABOUT JESUS -- TRUE OR FALSE QUIZ

1. True or False – When Jesus was only 12 years old; he amazed everyone who was gathered in the temple courtyard in Jerusalem with his understanding and answers. (Luke 2: 41-47 NIRV) (**TRUE**)
2. True or False – Jesus was baptized by John the Baptist in the Red Sea. (Mark 1:9 NIRV) (**FALSE** – Jesus was baptized in the Jordan River.)
3. True or False – In the Sermon on the Mount, Jesus taught that only those who do what my Father in heaven wants will enter the kingdom of heaven. (Matthew 7:21 NIRV) (**TRUE**)
4. True or False – Jesus said He was going to send a Friend from the Father, the Spirit of Happy Thoughts, and the Spirit of Happy Thoughts would teach them how to have happy thoughts. (John 15:26) (**FALSE** – Jesus said He would send the Spirit of truth, and that the Spirit of truth would be a witness about Him.)
5. True or False – Jesus told His disciples that all authority in heaven and earth had been given to Him. (Matthew 28: 16-20) (**TRUE**)

TRUTH TRUTH TRUTH



NAME _____

DAY 4

THE TRUTH OF JESUS COMES FROM THE WORD

ACTS 18: 24-28



DAY 4 - PRAYER FOCUS

DEAR JESUS,
HELP ME TO LEARN MORE ABOUT WHO YOU ARE.
HELP ME TO TRUST THE TRUTH FOUND IN YOUR
WORD. AMEN



DAY 4 - SCRIPTURE FOCUS

ACTS 18: 24-28 NIRV

24 AT THAT TIME A JEW NAMED APOLLOS CAME TO EPHESUS. HE WAS AN EDUCATED MAN FROM ALEXANDRIA. HE KNEW THE SCRIPTURES VERY WELL. 25 APOLLOS HAD BEEN TAUGHT THE WAY OF THE LORD. HE SPOKE WITH GREAT POWER. HE TAUGHT THE TRUTH ABOUT JESUS. BUT HE ONLY KNEW ABOUT JOHN'S BAPTISM. 26 HE BEGAN TO SPEAK BOLDLY IN THE SYNAGOGUE. PRISCILLA AND AQUILA HEARD HIM. SO THEY INVITED HIM TO THEIR HOME. THERE THEY GAVE HIM A BETTER UNDERSTANDING OF THE WAY OF GOD.

27 APOLLOS WANTED TO GO TO ACHAIA. THE BROTHERS AND SISTERS AGREED WITH HIM. THEY WROTE TO THE BELIEVERS THERE. THEY ASKED THEM TO WELCOME HIM. WHEN HE ARRIVED, HE WAS A GREAT HELP TO THOSE WHO HAD BECOME BELIEVERS BY GOD'S GRACE. 28 IN PUBLIC MEETINGS, HE ARGUED STRONGLY AGAINST JEWS WHO DISAGREED WITH HIM. HE PROVED FROM THE SCRIPTURES THAT JESUS WAS THE MESSIAH.


USE THE DAY 4 SCRIPTURE FOCUS TO ANSWER EACH OF THE QUESTIONS BELOW. PLACE THE ANSWERS TO THE QUESTIONS IN THE PUZZLE.

ACROSS

- An educated man from Alexandria?
- Apollos only knew about John's ____.
- Apollos spoke with great ____.
- Apollos taught the ____ about Jesus.
- Apollos had been taught the way of the ____.
- Priscilla and Aquila gave Apollos a better ____ of the way of God.

DOWN

- Apollos was a great ____ to believers in Achaia.
- ____ and Aquila heard Apollos speaking in the Synagogue.
- Apollos proved from the ____ that Jesus was the Messiah.
- Apollos argued ____ against Jews who disagreed with him.
- Apollos wanted to go to ____.



BOLD FASTING

When someone fasts, they choose to give up or deprive themselves of something for a pre-determined period of time. That which the person chooses to give up could be an item of food or an entire meal, or it might be some activity, like watching TV. The item or activity which the individual chooses to give up is not as important as the reason they are giving it up. What is important is when an individual chooses to fast, the act of giving something up serves as a reminder or the catalyst that encourages them to spend time growing closer to Jesus.

Use the letters of BOLD to develop a plan for BOLD fasting. Here are some examples to help you get started.

- B** Bread, Breakfast, Buying or Eating Candy
O Orange Juice, Oatmeal, Going Outside to Play
L Lunch, Listening to Music, Looking at a Comic Book, My Favorite TV Show, or My Phone
D Dinner, Doughnuts, My Favorite Drink

WHAT I WILL FAST

WHEN OR HOW LONG I WILL FAST

HOW I WILL GROW CLOSER TO JESUS

B _____	_____	_____
O _____	_____	_____
L _____	_____	_____
D _____	_____	_____

DAY 4 - TELLY MISSIONS


One of the negative results that occurs when a child is not encouraged to increase their Biblical knowledge and understanding is that they are more likely to not see the Bible as God's Word and a source of authority and **TRUTH**.

The theme for Day 4 of **BOLD** is, The **TRUTH** of Jesus Comes from the Word. If we want children to grow as disciples and to become more like Jesus, they need to be taught that what they read about Jesus in the Bible is the **TRUTH**.

Below is a simple True and False quiz, with statements about Jesus. Along with each statement, you will also find the Scripture reference where you can find the answer. Read each question, and decide whether or not the statement is True or False. Check your answer by looking up and reading the Scripture passage.

THE TRUTH ABOUT JESUS -- TRUE OR FALSE QUIZ

1. True or False – When Jesus was only 12 years old; he amazed everyone who was gathered in the temple courtyard in Jerusalem with his understanding and answers. (Luke 2: 41-47 NIRV)
2. True or False – Jesus was baptized by John the Baptist in the Red Sea. (Mark 1:9 NIRV)
3. True or False – In the Sermon on the Mount, Jesus taught that only those who do what my Father in heaven wants will enter the kingdom of heaven. (Matthew 7:21 NIRV)
4. True or False – Jesus said He was going to send a Friend from the Father, the Spirit of Happy Thoughts, and the Spirit of Happy Thoughts would teach them how to have happy thoughts. (John 15:26)
5. True or False – Jesus told His disciples that all authority in heaven and earth had been given to Him. (Matthew 28: 16-20)



BOLD JR



VACATION BIBLE SCHOOL PAGES



ACTS 18:24-28
PRICILLA, AQUILA, & APOLLOS



THE TRUTH OF JESUS

COMES FROM THE WORD



GOD'S WORD (BIBLE) IS TRUE

WWW.BOLDVBS.COM

BOLD JR 

DAY 4 - BIBLE STORY

ACTS 18:24-28 NIRV



Pricilla, Aquila, & Apollos

Setting the Story – Acts Chapter 18:1-3, 18-19

Today's Bible Story centers on three special disciples of Jesus Christ. Pricilla, Aquila, and Apollos are only briefly mentioned in Scripture, but in each case there is a strong indication that they were thought of very highly by Paul as they **BOLDLY** preached the Good News of Jesus Christ.

Pricilla & Aquila

We first hear of Pricilla & Aquila in the opening verses of Acts Chapter 18.

“Paul left Athens and went to Corinth. There he met a Jew named Aquila, who was a native of Pontus. Aquila had recently come from Italy with his wife Priscilla. The emperor Claudius had ordered all Jews to leave Rome. Paul went to see Aquila and Priscilla. They were tentmakers, just as he was. So he stayed and worked with them” (Acts 18:1-3).

We can actually learn a lot about this couple from these verses. They were Jews who had lived in Rome during a time of persecution. They had recently arrived in Corinth after Claudius had ordered all Jews to leave Rome. Although it is not stated here, all indications were that Pricilla and Aquila were Jewish Christians. Paul, who may have felt a kinship with them since they too were tentmakers, definitely appreciated this couple's ministry and compassion toward him and many other Christians over the years who would follow this first encounter. (See Romans 16:3-5, 1 Corinthians 16:19, & 2 Timothy 4:19.)

In an era where women were often viewed as second class citizens, Pricilla was viewed as an equal member of the leading disciples of the early Church; and she is considered by many to be the first female pastor and teacher of the Christian faith. The **BOLDNESS** she displayed in her ministry, especially during the era and within the cultural climate she lived, should not be understated.

Apollos

The first time we are introduced to Apollos is in today's Scripture passage, Acts 18:24-28. He was an early Christian evangelist from Ephesus who, following his encounter with Pricilla and Aquila, would go on to be one of the most important evangelists of the early Church. (See 1 Corinthians 1:12, 3:4-6 & 22, 4:6, 16:12, & Titus 3:13.)

The Story – Acts 18:24-28

Today's story from the Bible introduces us to a man named Apollos. Apollos was a very educated man who became a Christian.

KEY VERSE

“Apollos had been taught the way of the Lord. He spoke with great power. He taught the truth about Jesus. But he only knew about John's baptism” (Acts 18:25).

“27 APOLLOS WANTED TO GO TO ACHAIA... HE WAS A GREAT HELP TO THOSE WHO HAD BECOME BELIEVERS BY GOD'S GRACE. ...HE ARGUED STRONGLY AGAINST JEWS WHO DISAGREED WITH HIM. HE PROVED FROM THE SCRIPTURES THAT JESUS WAS THE MESSIAH” ACTS 18:27A-C, 28B.

Verse 25 also tells us that “he only knew about John’s baptism.” This means that nobody had ever told Apollos about the power of the Holy Spirit. When a Christian learns about the power of the Holy Spirit, they become very **BOLD** when they tell others about Jesus.

When a Christian reads the Bible, it is the Holy Spirit – Jesus’ Spirit – that helps them understand what they have read. When Christians allow Jesus’ Spirit to live in their hearts, it is His voice that helps them accept what they read about Jesus as the Truth. Apollos was preaching the Truth about Jesus, but he still had not fully accepted this Truth in his own heart.

A husband and wife named Aquila and Pricilla heard Apollos preaching about Jesus. They could see that Apollos was very **BOLD**; but they must have noticed that something was missing. “So they invited him to their home. There they gave him a better understanding of the way of God” (Acts 18:26b).

When Pricilla & Aquila’s did this, it showed that they were **BOLD**. Apollos was already a powerful preacher, but they realized that he was missing the power of the Holy Spirit.

The mention of Pricilla in this passage, along with her husband, is important. Each time this couple is mentioned in Scripture, both names are included. Pricilla, despite how their culture may have viewed the role of women, was accepted as an equal member of the Church who preached and taught the Good News of Jesus. Pricilla got her **BOLDNESS** from the power of Jesus’ Spirit.


After Apollos met with Pricilla and Aquila, he became a **BOLDER** preacher. Apollos next went to Achaia; and, armed with his new weapon, Jesus’ Spirit, “*he argued strongly against Jews who disagreed with him. He proved from the Scriptures that Jesus was the Messiah*” (Acts 18:28b).

Story Summary & Discussion

Say to the Children – Pricilla, Aquila, and Apollos had been taught that Jesus Christ died on a cross for their sins. They had also been taught that God raised Him from the dead; and if they placed their faith in Jesus, they could live with Him forever in heaven. **Say** – They had also been shown that what they had read in the Bible about Jesus was true. When they told others that Jesus was God’s Son, the Messiah, it was Jesus’ Spirit that helped them to be **BOLD**.

Ask – Did you know that you can use this power of Jesus’ Spirit to also be Bold? (Allow the children the opportunity to respond.) **Say to the Children** – Christians believe that the Holy Spirit, Jesus’ Spirit, speaks to them and helps them know the Truth about Jesus found in the Bible. **Say** – Sometimes when we read the Bible we read things that are hard for us to understand. When you read or hear something from the Bible that is hard for you to understand, there are people today, like Pricilla & Aquila, who can help you understand the Bible. And you can also trust that Jesus’ Spirit will always be there to help you. **Say** – It is because of Jesus’ Spirit that Disciples of Jesus can be **BOLD** when they share the Truth about Jesus with others.





DAY 4 - BIBLE MEMORY ACTIVITY

Day 4 Memory Verse – Psalm 25:5
*Guide me in your truth. Teach me.
You are God my Savior.
I put my hope in you all day long.*

Memorizing Bible verses helps children hide God's Word in their hearts. When children have God's Word in their hearts, they can boldly face the challenges of life.

The theme for Day 4 of **BOLD** is *The Truth of Jesus Comes From the Bible*. The memory verse selected for Day 4 from the book of Psalm will help reinforce this theme. This verse reminds children that they can find the truth about Jesus in the Word (Bible); In addition, children can find a power source to help them share the Truth of Jesus to their world. This power source is the Holy Spirit, or Jesus' Spirit. Use the following activity to help the children of your VBS memorize this verse.

Day 4 - Bible Memory Activity

For the Day 4 - Bible Memory Activity, the children will work together as a team to unscramble today's Bible memory verse. In addition, today's Bible Memory Activity will also help reinforce two important truths that disciples of Jesus need to learn. These truths are 1) that the Truth of Jesus comes from the Word (Bible), and 2) that disciples of Jesus Christ can rely on the Holy Spirit, Jesus' Spirit, to help confirm His Truth in their hearts. Together these two truths will help children be **BOLD** as they share the Truth of Jesus with their world.

On the Day 4 - Resource page at www.boldvbs.com, you will find today's Bible memory verse divided into 10 parts. Each part is displayed on an 8 1/2 x 11 page. You can download and print each page or you can make your own. You will also need a blindfold.

As you begin the activity, Use the pages with the 10 parts of Psalm 25:5 to have the children practice saying the verse together. Tell them to concentrate on each word of the verse, as they will have to try to reconstruct the verse from memory.

After you have gone over the verse with the children several times, scramble the pages containing the 10 parts of Psalm 25:5 and place them face down on the floor. Next, select one child to be the disciple. The disciple will be given the task of reconstructing the verse for the group. However, the disciple will also be blindfolded. Explain to the children that the blindfold represents someone who is trying to understand the Truth about Jesus found in the Word (Bible). If the blindfolded disciple does not have some help, there is very little chance that he or she will succeed in putting the scrambled verse back into the correct order.

The other children will play the role of the Holy Spirit. Their job will be to give the disciple instructions to help unscramble the verse correctly. Remind the children that shouting or trying to talk over each other is not a good example of how the Holy Spirit helps us understand the Truth of Jesus that is found in the Word. Instead, they need to calmly speak as one voice, working together to help the disciple get each part of the verse back into its correct position. If the children have the disciple put one of the parts of the verse in the wrong location, help them correct their error.

When each part of Psalm 25:5 is back in the correct order, the disciple can remove the blindfold. Then have the children say the verse together several more times. If you have time, you can repeat this activity using a different child to play the role of the disciple.



NAME _____

DAY 4

THE TRUTH OF JESUS COMES FROM THE WORD

ACTS 18: 24-26



DAY 4 - PRAYER FOCUS

DEAR JESUS,
HELP ME TO LEARN MORE ABOUT WHAT THE
BIBLE TEACHES ABOUT WHO YOU ARE. AMEN



DAY 4 - SCRIPTURE FOCUS

ACTS 18: 24-26 NIRV

24 AT THAT TIME A JEW NAMED APOLLOS CAME TO
EPHESUS. HE WAS AN EDUCATED MAN FROM ALEXANDRIA.
HE KNEW THE SCRIPTURES VERY WELL. 25 APOLLOS HAD
BEEN TAUGHT THE WAY OF THE LORD. HE SPOKE WITH
GREAT POWER. HE TAUGHT THE TRUTH ABOUT JESUS.
BUT HE ONLY KNEW ABOUT JOHN'S BAPTISM. 26 HE
BEGAN TO SPEAK BOLDLY IN THE SYNAGOGUE.
PRISCILLA AND AQUILA HEARD HIM. SO THEY INVITED
HIM TO THEIR HOME. THERE THEY GAVE HIM A BETTER
UNDERSTANDING OF THE WAY OF GOD.

WHO AM I?
AQUILA AND ME HELPED APOLLOS
LEARN MORE ABOUT THE WAY OF GOD.

PLACE THE RED LETTERS
IN THEIR CORRECT PLACE.

R L S
P _ I _ C I _ L A



I TAUGHT THE _____ ABOUT JESUS.

UNSCRAMBLE THE LETTERS TO FIND OUT
WHAT APOLLOS TAUGHT ABOUT JESUS.

THURT

CIRCLE THE BOOK OF
THE BIBLE THIS STORY
IS FROM?

JOHN
APOLLOS
ACTS
ROMANS
PAUL



BOLD FASTING

When someone fasts, they choose to give up something for a period of time. What the person gives up could be an item of food or an entire meal, or it might be some activity, like watching TV. The item or activity is not as important as the reason they give it up. What is important is when an individual chooses to fast, the act of giving something up encourages them to spend time growing closer to Jesus. In the left box below, draw a picture of an item or activity you would be willing to give up for one week. In the right box, draw a picture of how you can grow closer to Jesus.


WHAT I WILL GIVE UP FOR ONE WEEK

HOW I WILL GROW CLOSER TO JESUS

DAY 4 - TELLY MISSIONS



When you contribute to the Kids Reaching Kids Mission Offering Project, **POWER**, you will help children all across the world gain access to the Bible. And when someone has access to the Bible, they have access to the **TRUTH** of Jesus. Help the children find their way through the maze where they will find the **TRUTH** of Jesus in the Bible.



BOLD VACATION BIBLE SCHOOL

DAY 5

ACTS 8:26-40

**PHILIP BOLDLY TOLD THE ETHIOPIAN
THE GOOD NEWS OF JESUS**



**WE BOLDLY TELL OTHERS
THE GOOD NEWS OF JESUS**



JESUS' DISCIPLES BOLDLY SHARE THE GOSPEL

WWW.BOLDVBS.COM



DAY 5 - OVERVIEW & OPENING SESSION

THEME WE BOLDLY TELL OTHERS THE GOOD NEWS OF JESUS	SCRIPTURE FOCUS ACTS 8:26-40 - PHILIP BOLDLY TOLD THE ETHIOPIAN THE GOOD NEWS OF JESUS	KEY VERSE ACTS 8:30B, 31, 35B	MEMORY VERSE EPHESIANS 6:19B
---	--	---	--



NO GAMES SAVED FROM THE CURRENT	ORDI'S SNACK SHACK GO AND SHARE THE GOOD NEWS	JELLI TIME CRAFTS BOLD SCROLL OF GOOD NEWS	TELLY MISSIONS POWER MSSIONS BOX	INKWELL DISCIPLESHIP SPIRITUAL DISCIPLINE SERVICE
--	--	---	---	--

Opening Session

PowerPoint slides for each Opening Session of BOLD have been prepared and are available on the BOLD VBS Resources & Curriculum page at www.boldvbs.com.

Welcome: A very effective way to signal to the children that it is time to begin is by opening with a song. BOLD VBS includes five daily themed songs/lyric videos that are designed to introduce and reinforce each day's theme. Any of the five songs are appropriate to use during the welcome time.

Greeting: Take a moment to welcome the children, expressing how excited you are that they have come to VBS. Introduce yourself, your rotation leaders, volunteers, and staff members.

Opening Prayer: Invite Christ into your VBS by opening each night with prayer. Consider asking someone different each night to offer this prayer.

BOLD VBS Theme & Bible Basis: Introduce the overarching theme of VBS, BOLD: Be Outspoken... Live it Daily! Tell the children that this week in VBS they will be learning what it means to be BOLD for Jesus. This is also a perfect time to introduce the children to the passage of Scripture that will serve as the Bible basis for BOLD, Acts 4:31b "They were BOLD when they spoke God's Word!"

Daily Theme & Scripture Focus: Share with the children the Day 5 Theme, We Boldly Tell Others the Good News of Jesus, and the Day 5 Scripture Focus: Acts 8:26-40, Philip Boldly Told the Ethiopian the Good News of Jesus.

Day 5 Song/Lyric Video: Following the introduction of the Daily Theme & Scripture Focus is the perfect time to introduce the Day 5 song/lyric video. Teach the children the words and motions, which can be found on the BOLD VBS Resources & Curriculum page at www.boldvbs.com. Then lead them through the Day 5 song/lyric video.


Opening Skit: Take a moment to introduce the opening skit by reading the following: All this week, we are going on a BOLD adventure. You will be crew members of the United Bold Submarine or UBS ACTION. Our guide on our BOLD adventure this week will be Dorsi, a dolphin who will help us navigate the deep sea. Along our BOLD adventure we will encounter a number of friends who are going to help us learn how to be BOLD for Jesus. The friend we will meet today is Telly, a seahorse who knows that disciples of Jesus must boldly tell others the Good News of Jesus. Let's now give all of our attention to Dorsi as we begin our BOLD adventure.

Mission Offering Project: The Kids Reaching Kids Mission Offering Project for 2016 is called POWER: Unlocking the Power of God's Word! The Bible basis is Mark 12:24 (NIRV), "Jesus replied, 'You are mistaken, because you do not know the Scriptures. And you do not know the power of God.'" Read the following to the children: We live in a world today that can be very confusing. When we are faced with a difficult situation, we can find POWER to overcome it through God's Word. But many children around the world still do not have easy access to God's Word. The VBS offering you bring this week will help equip children all across the globe with God's Word.

Concluding the Opening Session: Before you send the children to their first VBS rotation, lead them through the Day 5 song/lyric video one more time. This will once again introduce and reinforce the Day 5 theme.



JESUS' DISCIPLES BOLDLY SHARE THE GOSPEL



DAY 5 - OPENING SKIT

The opening skits created for BOLD are designed to introduce children to each day's theme and Bible Story, and to invite the children into the BOLD adventure by making them a part of each skit. The daily Overview & Opening Session pages in both the Director and Leader's Guides include an introduction for each skit. This introduction should be read prior to each skit.

SETTING THE SCENE

Underwater submarine sounds should be playing, and lights should be dimmed. As **DORSI** enters the stage to address the children, lower the volume of the underwater submarine sounds.

THE OPENING SKIT

DORSI – Welcome, crew members of the United **BOLD** Submarine **ACTION**. As I am sure you know by now, I am **DORSI**, and I have been your guide on this **BOLD** adventure. Each of you was specifically chosen for this adventure. Along our adventure we have discovered how to be **BOLD** in a world that can sometimes be scary. And with the help of Jesus, you have learned how to help others be **BOLD**, as well. As we have traveled the underwater depths, our task has been to help those we encounter learn how to be **BOLD**, and you have all helped to make this happen. Today marks our final training mission. Are you ready for this final adventure? (Encourage the children to **BOLDLY** respond to this invitation.)

DORSI – Great! Then let's get started! (Bring the volume of the underwater submarine sounds back up for a few seconds until **TELLY** enters the stage. **TELLY** should enter very slowly, but at the same time appear to be exerting a lot of effort. **TELLY**, unlike each of the previous days' characters is not at all timid about seeing **DORSI** and the **ACTION** crew members. **TELLY** walks right up and stands beside **DORSI**. Both are facing the children.)

DORSI – Crew members of the United Bold Submarine **ACTION**, I want to introduce you to a very special friend of mine. This is **TELLY**. Let's give **TELLY** a big **BOLD** welcome! (Encourage the children to **BOLDLY** welcome **TELLY** with a loud cheer.)

TELLY – Thank you for the **BOLD** welcome. As **DORSI** said, my name is **TELLY**, and I am a seahorse. There are a few things about seahorses that I want to share with you today. The first thing is that seahorses are not every good swimmers.

DORSI – Seahorses are not very good swimmers? But don't you have fins like other creatures of the ocean?

TELLY – Yes, we do. But even though I can flap my fins faster than 30 times per second, I just can't seem to get very far or go very fast. Most of the time seahorses like me simply go where the currents takes us.

DORSI – That sounds like it might be a little scary.

TELLY – Yes, it can be. But since this is common to seahorses, we have learned to be prepared for where ever the currents decide to take us.

DORSI – **TELLY**, that reminds me of today's Bible story. It is a story about a disciple named Philip.

TELLY – Was Philip a seahorse like me?

DORSI – No, Philip was not a seahorse. He was a man.

TELLY – What about the story of Philip reminds you of my poor swimming skills?

DORSI – One day an angel came to Philip and told him to go to a road that went down from Jerusalem to Gaza?

TELLY – Did Philip know why he was to go to this road?

DORSI – No, he did not. But, trusting the angel, Philip went.



DAY 5 - OPENING SKIT (CONT)

TELLY – Kind of like the way the currents sometimes just push me around. (To add a little humor to the skit, have **TELLY** occasionally act like a strong current has just come along and, as a result, **TELLY** starts to float away from **DORSI**. As **TELLY** tries to get back to **DORSI**, make it obvious that **TELLY** has to work very hard to accomplish the feat.) Whoahhhh!

DORSI – Where are you going, **TELLY**? (**DORSI** remarks as **TELLY** seems to be floating away.)

TELLY – That was not me. That was the ocean. Now, back to your story about Philip.

DORSI – Right. Just like the way the currents sometimes take you away, (Have **TELLY** start to float away again, and like before, struggle to get back to **DORSI**.) Philip was willing to go where the angel led him.

TELLY – (Returning from the latest drifting episode.) Well, what happened when Philip got to the road the angel sent him to.

DORSI – Just like you said that Seahorses have to be ready for almost anything when they are pushed by the ocean's currents, because he was a faithful disciple of Jesus, Philip was also prepared for almost anything. And while he was walking down the road, a very important man from Ethiopia came by in a chariot.

TELLY – What happened then?

DORSI – Another current came along and grabbed Philip.

TELLY – An ocean current? (A surprised **TELLY** relies)

DORSI – No. This time the current was the Holy Spirit, Jesus' Spirit.

TELLY – What did Jesus' Spirit tell Philip?

DORSI – He told Philip to go over and stand next to the Ethiopian's chariot.

TELLY – And then what happened?

DORSI – Philip realized that the man was reading from the book of Isaiah, and Philip also realized that the Ethiopian was having trouble understanding what he was reading.

TELLY – Was Philip able to help the man understand what he was reading?

DORSI – Yes, he was. Philip was able to tell the Ethiopian that the man he was reading about in the book of Isaiah was none other than Jesus. And do you know what Philip did next?

TELLY – What?

DORSI – Philip **BOLDLY** shared the **GOOD NEWS** of Jesus with the Ethiopian.

TELLY – Wow! Philip did not know where the angel was sending him, but he just went. And when he got there, it was Jesus' Spirit who came to help Philip share the **GOOD NEWS** of Jesus with the man. (Just then, as it appears another current is about to push **TELLY** away. This time, **TELLY** grabs onto **DORSI**, using **DORSI** as an anchor.)

DORSI – Whoa there, **TELLY**. Maybe you should just hang onto me.


TELLY – I think I will do that. Actually, that is the other thing I wanted to share with the crew members about seahorses.

DORSI – Oh, yeah? What was that?

TELLY – Since seahorses are not very strong swimmers, we often hang on to each other to help us from being pushed too far away by the ocean currents.

DORSI – Kind of like the way the Jesus' Spirit was there to help Philip when he met the Ethiopian.

Conclusion of the Day 5 Opening Skit is at the top of page 110.



DAY 5 - OPENING SKIT (CONT)


TELLY – That is exactly what I was thinking. Being a seahorse can be kind of scary; but thankfully, just like Jesus’ Spirit will do for His disciples when they share His **GOOD NEWS** with those they meet, I can rely on other seahorses to keep me from being swept away by the strong currents.

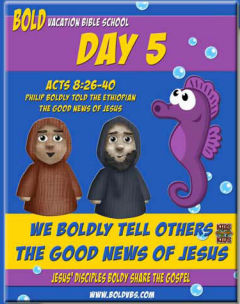
DORSI – Did you hear that crew members? On our final day of our adventure, this is an important lesson you need to remember. This part of your training is coming to an end; and in the coming days, you may meet someone who needs to hear the Good News of Jesus. When this happens, you can be **BOLD** knowing that Jesus’ Spirit will always be with you to help you.

TELLY – (Right before **TELLY** speaks, another current tries to push **TELLY** away; but since **TELLY** is holding onto **DORSI**, the current is not successful.) And, just like my friend **DORSI** here, when you listen for and obey the Spirit’s voice, you can **BOLDLY** know that Jesus is never far away. You can reach out to Him, and He will be there for you.

DORSI – Crew members, this portion of your training is now complete. For those of you who have accepted Jesus as your Lord and Savior by asking Him to forgive you of your sins and inviting Him to live in your heart, you are now ready to go out and share His **GOOD NEWS** with your friends, family, and, possibly, your whole world.

TELLY – Good luck, crew members. And remember, just like **DORSI** is here for me when the next current comes along, Jesus will always be there for you, helping you be **BOLD** for Him.





DAY 5 - CLOSING SESSION

PowerPoint slides for each Closing Session of BOLD have been prepared and are available on the BOLD VBS Resources & Curriculum page at www.boldvbs.com.

Welcome: As the children are returning for the closing session, have your music leader lead the children in the Day 5 or another of the BOLD VBS songs.

Greeting: Take a moment to welcome the children to the closing session. This is a perfect opportunity to review with the children what they learned during the Day 5 Bible story, Philip Boldly Told the Ethiopian the Good News of Jesus. Take some time to review the story and ask the children some key questions from the lesson. You may also choose to ask one of the children to recite the Day 5 memory verse from Ephesians 6:19b or the Day 5 theme: We Boldly Tell Others the Good News of Jesus.

Closing Skit: Take a moment to introduce the closing skit by reading the following: All this week, we are going on a BOLD adventure. We will be traveling on the submarine Action. Our guide on our BOLD adventure this week will be Dorsi, a dolphin who will help us navigate the deep sea. Along our BOLD adventure we will encounter a number of friends who are going to help us learn how to be BOLD for Jesus. The friend we met in the opening skit today was Telly, a bold seahorse who boldly shares the Good News of Jesus. Now, let's once again give all of our attention to Dorsi as we continue on our BOLD adventure.

Mission Offering Project: Remind the children of the Kids Reaching Kids Mission Offering Project, Power: Unlocking the Power of God's Word. Announce the total of the offering collected in the opening session. Encourage the children to share with their friends and family about Kids Reaching Kids and this year's Mission Offering Project.

Concluding the Closing Session: A great way to wrap up each night of VBS is by closing with a final song. Following the song, take a moment to once again review with the children the key theme and lessons that were taught during VBS that day. Make important announcements for both the children and your leaders. Close the evening in prayer.



DAY 5 - BIBLE STORY

ACTS 8:26-40 NIRV



Philip Boldly Told the Ethiopian the Good News of Jesus

Setting the Story – Acts 6:1-7, 8:1- 13, NIRV

Today's Bible story centers on the story of Philip and his **BOLD** willingness to share the **GOOD NEWS** of Jesus despite the risks and dangers facing Christians at this time in history.

It is important to distinguish the Philip in chapters 6 and 8 of Acts with the Philip who had been one of the original 12 disciples of Jesus. The Philip in our story is first mentioned in Acts 6:1-7 as being among the seven new leaders, along with Stephen, who were chosen to help give attention to the widows of the Greek Jews.

The first time we hear of Philip in ministry, however, comes in Acts, Chapter 8. The events found in verses 1-3 describe the situation in Jerusalem following the death of Stephen that was the focus of the Day 2 – Bible Story. As a result, Philip, in verses 4-8, went to Samaria in order to **BOLDLY** preach to the believers who had gone their following the persecution in Jerusalem.

"There he preached about the Messiah. The crowds listened to Philip and saw the signs he did. All of them paid close attention to what he said. Evil spirits screamed and came out of many people. Many people who were disabled or who couldn't walk were healed" (Acts 8:4-7).

Philip is also mentioned in Acts 8:12-13 as the individual who baptized Simon the Evil Magician. Simon is the one who, in Acts 8:18-20, tried to give Peter and John money in return for the power to help people receive the Holy Spirit. Peter and John, sensing the evil intentions Simon had, rebuked him, telling Simon that his faith was not as it should be. They then encouraged him to pray to the Lord for forgiveness.

The Story – Acts 8:26-40

One day an angel spoke to a man named Philip. Philip had become a **BOLD** evangelist who had **BOLDLY** preached the **GOOD NEWS** of Jesus to many people in Samaria. Philip also showed that the power of Jesus' Spirit was working through him when he healed many people.

The angel told Philip to go to a particular road called the desert road. The angel said that "it's the road that goes down from Jerusalem to Gaza" (Acts 8:26b). Philip obeyed the angel; and while he was on his way, he met an important official from Ethiopia. This man was in charge of all of the wealth of the queen of Ethiopia.

The official from Ethiopia had gone to Jerusalem to worship, but he was now sitting in his chariot and reading from the Book of Isaiah the prophet. The Holy Spirit (Jesus's Spirit) told Philip to go stand near the Ethiopian's chariot.

KEY VERSE

SO PHILIP RAN UP TO THE CHARIOT. HE HEARD THE MAN READING ISAIAH THE PROPHET. "DO YOU UNDERSTAND WHAT YOU'RE READING?" PHILIP ASKED... "HOW CAN I?" HE SAID. "I NEED SOMEONE TO EXPLAIN IT TO ME." HE TOLD HIM THE GOOD NEWS ABOUT JESUS. ACTS 8:30B, 31, & 35B

Philip, not wasting a moment, **BOLDLY** ran up to the chariot. When he arrived, he heard the Ethiopian official reading. Philip asked him, “Do you understand what you’re reading” (Acts 8:30b)? “How can I?” the Ethiopian said. “I need someone to explain it to me.”

So Philip climbed up into the chariot and explained to the Ethiopian that the passage he had been reading from (Isaiah 53:7-8) was about Jesus. Philip proceeded to **BOLDLY** tell the Ethiopian the Good News of Jesus.

When Christians talk about the **GOOD NEWS** of Jesus, they are talking about how Jesus was crucified on a cross for the forgiveness of their sins. After three days in the grave, Jesus rose from the dead and ascended into heaven. And anyone who will confess their sins and accept Jesus into their hearts can live with Jesus for all of eternity.

The Ethiopian liked what Philip had told him. Then, “as they traveled along the road, they came to some water. The official said, ‘Look! Here is water! What can stop me from being baptized?’” (Acts 8:36-37). So Philip baptized the Ethiopian.

Philip continued to travel all around **BOLDLY** preaching the Good News of Jesus in all the towns he visited.

Story Summary & Discussion


Say to the Children – Have you ever read something and, after reading it, you still did not understand what you had read? (Allow children the opportunity to answer.) **Ask** – What do you do when you can’t understand something that you have read? (Allow children the opportunity to answer.) **Ask** – When the Ethiopian official in our story did not understand what he was reading from the book of Isaiah, who helped him to understand that Isaiah was talking about Jesus? (Philip helped the Ethiopian)

Say to the Children – The angel had told Philip where to go; and when he saw the Ethiopian official, a man whom Stephen had never met before, it was the Holy Spirit, Jesus’ Spirit, that told Philip to go and stand near the Ethiopian’s chariot. When Philip realized the man was reading from the book of Isaiah, he must have also realized that the man seemed to be confused about what he was reading. Philip did not hesitate to **BOLDLY** share the **GOOD NEWS** of Jesus with the Ethiopian.

Say to the Children – There may be people you know who read about Jesus in the Bible and are confused about what they are reading. Or they may have heard about a man named Jesus, but they are not sure who He is or why He is important. This is why disciples of Jesus must learn as much as they can about Jesus. This is done by reading the Bible and by learning about Jesus in church, in Sunday School classes, or, like you are doing this week, in Vacation Bible School. **Say** – When we help others understand who Jesus is, we, like Philip, are **BOLDLY** sharing the **GOOD NEWS** of Jesus with them.

Ask the Children – Do you know anyone who needs to hear the **GOOD NEWS** of Jesus? (Allow children the opportunity to answer. Help them think about a friend, family member, or someone they may know of but have never met, who needs to hear the **GOOD NEWS** of Jesus.)





DAY 5 - BIBLE MEMORY ACTIVITY

Day 5 Memory Verse – Ephesians 6:19b

*Pray that whenever I speak, the right words will be given to me.
Then I can be bold as I tell the mystery of the good news.*

Memorizing Bible verses helps children hide God's Word in their hearts. When children have God's Word in their hearts, they can boldly face the challenges of life.

The theme for Day 5 of **BOLD** is **WE BOLDLY TELL OTHERS THE GOOD NEWS OF JESUS**. The memory verse selected for Day 5 from the book of Ephesians will help reinforce this theme. . This verse helps children focus on prayer and on how the power of Jesus' Spirit helps them be BOLD as they trust Jesus to give them the right words to say when they share His Good News with their friends and family.

Day 5 - Bible Memory Activity

Adding motions while saying a Bible verse is a great way to help children memorize it. Teach children the following motions that have been added to the Day 5 memory verse. Encourage children to add some emotion when they act out the motions. Once the children have practiced it a few times, challenge them to see if they can say the verse using the motions without any assistance.



PART 1 – Pray

Have the children bow their heads and make praying hands.

PART 2 - ...that whenever I speak,

Have the children lift their heads and open their praying hands so that they cupped around their mouth. They should shout this line.



PART 3 - ...the right words

As the children say this line, they should give the thumbs up sign with one of their hands while at the same time giving an approving wink.

PART 4 - ...will be given to me.

Following this line, the children should open their hands wide and pretend as though someone has just handed them a heavy load.



PART 5 – Then I can be bold

Similar to Day 3, children should make their best superhero pose.

PART 6 – ...as I tell the mystery

As they children say this line, have them make their best “quizzical look,” which would be the look they would have when they are thinking really hard.



PART 7 – of the good news.

Finally, have the children shout this line and, as they do, have them celebrate the Good News of Jesus!



JELLI TIME CRAFTS DAY 5 - BOLD SCROLL OF GOOD NEWS

The Day 5 - Jelli Time Craft is a **BOLD SCROLL OF GOOD NEWS**. The Day 5 theme is **WE BOLDLY TELL OTHERS THE GOOD NEWS OF JESUS**. As VBS draws to a close, this craft will encourage children to take what they have learned at VBS about Jesus and **BOLDLY** share it with their world!

WHAT IS NEEDED

You will need a piece of brown construction paper and two 12-inch dowel rods for each child, along with decorating supplies.

BROWN CONSTRUCTION PAPER



DECORATING SUPPLIES



**12-INCH DOWEL RODS
2 PER CHILD**



STEP 1

Give each child a blank piece of brown construction paper. or you can print off a **BOLD** scroll template from the Day 5 resources page at www.boldvbs.com.



**WE BOLDLY TELL
OTHERS THE
GOOD NEWS
OF JESUS**

STEP 2

Have children add the Day 5 theme and decorate their scrolls.

STEP 3

Help children gently wrinkle their scroll paper.



Finally, help children glue their dowel rods to their scroll. Have the children turn their scroll face down and apply glue to the last 1/2 inch of the left and right sides. Then have the children place one dowel on the glue on each side, and roll the paper with the glue on it around each dowel rod. The scrolls will need to sit awhile as the glue dries.



TELLI SAYS...

**"BOLDLY SHARE THE GOOD NEWS
OF JESUS WITH YOUR WORLD!"**





ORDI'S SNACK SHACK DAY 5 - GO AND SHARE THE GOOD NEWS

The Ordi's Snack Shack snack idea for Day 5 is the "ocean" themed **GO AND SHARE THE GOOD NEWS** snack pack.



The Day 5 theme is **WE BOLDLY TELL OTHERS THE GOOD NEWS OF JESUS**. To help reinforce this theme and to encourage children to go and share the Good News of Jesus with their world, the snack idea for Day 5 will involve having children prepare their own **GO AND SHARE THE GOOD NEWS** snack packs.



WHAT YOU WILL NEED



Each child will need their own **GO AND SHARE THE GOOD NEWS** snack bag. These can be brown or white paper lunch bags. A special **GO AND SHARE THE GOOD NEWS** bag tag has been created. You can find the tag on the Day 5 resource page at www.boldvbs.com. There you will find both a full color and a blank version that children decorate.

Next, prepare an assortment of snack items that children can choose from to create their own **GO AND SHARE THE GOOD NEWS** snack. Keeping with the underwater adventure theme of **BOLD**, add some excitement to the process by giving the assorted snack items an underwater adventure themed name. Here are some examples.



- Stick Pretzels (**DRIFTWOOD**)
- Fish or Whale Shaped Crackers (**FISH & WHALES**)
- Chocolate or Butterscotch Chips (**STONES & ROCKS**)
- Gummie Worms (**WORMS & EELS**)
- Toasted Oat Cereal (**LIFE PRESERVERS**)
- Granola (**SAND & PEBBLES**)

TABLE TENTS, like the ones picture below, are available on the Day 5 resource page at www.boldvbs.com. There you will also find a blank version you can use for any other items you think will also work for this snack idea.



Help children prepare their **GO AND SHARE THE GOOD NEWS** snack, Encourage them to fill their sack with an assortment of the snacks they find to their liking. To keep the children from taking more snack items than is necessary, consider having the children use a small paper cup as they collect their snack items. Then have children pour their cup full of snacks into their snack bags.



DAY 5 - MO GAMES SAVED FROM THE CURRENT

In honor of our Day 5 main character, Telly, the game for Day 5 is called **SAVED FROM THE CURRENT**. This is a fun game that requires team work and persistence.

All that is needed for this game are six pylons (cones) to mark off the playing area.

WHAT IS NEEDED?

HOW TO ORGANIZE?

First, divide the children into three groups. The number of children will vary, but for our example here, we will use ten. The largest group will be **TELLYS** (seahorses). You will need seven **TELLYS** in our example. Next, select two children to be **CURRENTS**. The remaining child will be **PHILIP**. Next, take four pylons (cones) and create a large square. The size will depend on the area you have available. The playing area should not exceed 50 feet wide or 150 feet long. Use the remaining two pylons (cones) to mark the midway point of your playing area. (See diagram below.)


In the opening skit for Day 5, children learned an interesting fact about seahorses. They learned that seahorses are often at the mercy of ocean currents. Seahorses link themselves to other seahorses to avoid being swept away by the **CURRENTS**. This game uses this fact to help reinforce the importance of sharing the **GOOD NEWS** of Jesus.

HOW DO YOU PLAY?


1. The **TELLYS**, as is the case with real seahorses, are at the mercy of the **CURRENTS**. They must go where the **CURRENTS** take them; they cannot run from the **CURRENTS**.
2. When the game starts, the **CURRENTS** will go to the **TELLY'S** home and link arms with one **TELLY**. They then should "briskly" pull the **TELLY** past the midway point to where Philip is.. They can leave them anywhere in that half of the playing area. The **TELLY** must stay where the **CURRENT** leaves them.
3. The **TELLY** cannot go back home on their own. The **GOOD NEWS** for the **TELLYS**, however, is that **PHILIP** can come to their rescue. **PHILIP** cannot take them home, but **PHILIP** can take them to another **TELLY** that has been brought by a **CURRENT** across the midway point. **PHILIP** can link a **TELLY** to another **TELLY**, and then the two **TELLYS** will have enough strength to return home. The **CURRENTS** cannot stop the two linked **TELLYS** from returning home. Once the **TELLYS** are home they must unlink. When this happens, a **CURRENT** can once again pull them back across the midway point
4. In order to declare a winner, the game will need to be timed. A length of two or three minutes is ideal. When the time has expired, a winner is decided by counting the number of **TELLYS** that are home and comparing it to the number of those who are not home. **TELLYS** who have been linked by **PHILIP** and are on their way back home when the time expires are not to be counted as being home.
5. If you have time, select new **TELLYS**, **CURRENTS**, and a new **PHILIP**, and play the game again.

PLAYING AREA DIAGRAM

TELLY'S HOME



Spiritual Truth: When the strong currents of life try to pull someone you know to a place away from Jesus, you can use the **GOOD NEWS** of Jesus to help save them!



DAY 5 - INKWELL DISCIPLESHIP - SERVICE

BOLD SERVICE

The Day 5 – Inkwell Discipleship activity below will help the children of your VBS learn how they can practice the spiritual discipline of service.

In Mark 9:33-36, Jesus taught His disciples about service. His disciples had been arguing among themselves concerning who was the most important. Jesus decided to use the opportunity to teach His disciples a very important lesson.

“Jesus sat down and called for the 12 to come to him. Then he said, ‘Anyone who wants to be first must be the very last. They must be the servant of everyone’” (Mark 9:35b).


After this, Jesus took a little child into his arms and, speaking again to His disciples, He said, “Anyone who welcomes one of these little children in my name welcomes me. And anyone who welcomes me also welcomes the one who sent me” (Mark 9:37).


As is the case with any spiritual discipline, Jesus is always the supreme example. When He came as a helpless baby in the manger, He did so as a part of His never-ending mission to be the example of a humble servant. And, as the Scripture passage in Mark above reveals, He calls His disciples to do the same. Therefore, if someone has accepted Jesus as their Lord and Savior and has become one of His disciples, then they are called to serve others.

Service comes in many forms. It can be a simple prayer for a friend or family member, or it can involve the giving of your time and efforts to physically serve others. What is most important is the motivation that is behind the service. The only thing that should motivate someone to serve should be nothing less than their love for God and their neighbor.

As you meet with the children on this final day of VBS, take some time to discuss with them different ways they can be a servant to others for Jesus. Below are a number of examples and ideas to help you get started.


Provide each child with a copy of **MY BOLD SERVICE FOR JESUS** activity sheet, which can be found on the Day 5 Resources page of www.boldvbs.com. Have the children draw a picture of how they plan to live out the spiritual discipline of service.





**MY BOLD SERVICE
FOR JESUS**

“Anyone who wants to be first must be the very last.
They must be the servant of everyone” (Mark 9:35b).



DAY 5 - TELLY MISSIONS



On Day 1 of Telly Missions, the children of your Vacation Bible School were introduced to the 2016 Kids Reaching Kids Mission Offering Project, **POWER: UNLOCKING THE POWER OF GOD'S WORD**. This offering will help combat biblical illiteracy by equipping children with God's Word.

In addition to the annual Mission Offering Project, a portion of the money raised by your children and children from all across the globe for Kids Reaching Kids is used for a number of other ongoing ministry efforts. The creation of the BOLD VBS curriculum is one example of how kids are reaching kids through their efforts for missions.

In 2015, 632 churches from across the globe contributed over \$210,000 to Kids Reaching Kids. Thirty-nine of these churches were also honored with a K award, which is awarded to any church or ministry that contributes at least \$1000 to Kids Reaching Kids. You can view a full list of every church that contributed to the 2015 Kids Reaching Kids Mission Offering Project at www.krknaz.com (2015 Annual Report).

One of the ways that many of these K churches are able to do this is by helping their children focus on missions all year long. When children are encouraged to continue to give toward missions beyond Vacation Bible School, a wonderful habit of giving toward missions can begin to form in them that can last a lifetime.

On the Day 5 – Resources page at www.boldvbs.com, you will find the **POWER MISSIONS BOX** – The Power to Change the World with Your Change. This **POWER MISSIONS BOX** can be used to help your children begin to form a habit of giving to missions. Help your children build and decorate their **POWER MISSIONS BOX**, and watch the world begin to change for Jesus through the power of their change!

If you prefer, two full color versions of the **POWER MISSIONS BOX** are also available for download. Using a heavy card stock paper is ideal.

THE POWER TO CHANGE THE WORLD WITH YOUR CHANGE

1. Cut out your **POWER MISSIONS BOX** along the solid outline, and the slit for coins.
2. Fold down each tab and along each dotted line between each box wall.
3. Place a small drop of glue, or one stroke from a glue stick on each tab.
4. Carefully fold into a cube.
5. Take your **POWER MISSIONS BOX** home and place your change inside.
6. When your **POWER MISSIONS BOX** is full of change, donate it to Kids Reaching Kids.

POWER MISSIONS BOX

This **POWER MISSIONS BOX** belongs to _____

THE POWER TO CHANGE THE WORLD WITH YOUR CHANGE

WITH YOUR CHANGE MARK 12:24 NIRV

THE POWER TO CHANGE THE WORLD WITH YOUR CHANGE

1. Cut out your **POWER MISSIONS BOX** along the solid outline, and the slit for coins.
2. Fold down each tab and along each dotted line between each box wall.
3. Place a small drop of glue, or one stroke from a glue stick on each tab.
4. Carefully fold into a cube.
5. Take your **POWER MISSIONS BOX** home and place your change inside.
6. When your **POWER MISSIONS BOX** is full of change, donate it to Kids Reaching Kids.

POWER MISSIONS BOX

This **POWER MISSIONS BOX** belongs to _____

THE POWER TO CHANGE THE WORLD WITH YOUR CHANGE

WITH YOUR CHANGE MARK 12:24 NIRV

THE POWER TO CHANGE THE WORLD WITH YOUR CHANGE

1. Cut out your **POWER MISSIONS BOX** along the solid outline, and the slit for coins.
2. Fold down each tab and along each dotted line between each box wall.
3. Place a small drop of glue, or one stroke from a glue stick on each tab.
4. Carefully fold into a cube.
5. Take your **POWER MISSIONS BOX** home and place your change inside.
6. When your **POWER MISSIONS BOX** is full of change, donate it to Kids Reaching Kids.

POWER MISSIONS BOX

This **POWER MISSIONS BOX** belongs to _____

THE POWER TO CHANGE THE WORLD WITH YOUR CHANGE

WITH YOUR CHANGE MARK 12:24 NIRV

FULL COLOR VERSIONS



NAME _____

DAY 5


WE BOLDLY TELL OTHERS THE GOOD NEWS OF JESUS

ACTS 8: 26-40



DAY 5 - PRAYER FOCUS

DEAR JESUS,
HELP ME TO TELL OTHERS ABOUT WHAT YOU
DID FOR ME. HELP ME TO SHARE YOUR GOOD
NEWS. AMEN



GO AND BOLDLY
TELL OTHERS THE
GOOD NEWS OF
JESUS!



DAY 5 - SCRIPTURE FOCUS - ACTS 8: 26-35 NIRV

26 AN ANGEL OF THE LORD SPOKE TO PHILIP. "GO SOUTH TO THE DESERT ROAD," HE SAID. "IT'S THE ROAD THAT GOES DOWN FROM JERUSALEM TO GAZA." 27 SO PHILIP STARTED OUT. ON HIS WAY HE MET AN ETHIOPIAN OFFICIAL. THE MAN HAD AN IMPORTANT POSITION IN CHARGE OF ALL THE WEALTH OF THE KANDAKE. KANDAKE MEANS QUEEN OF ETHIOPIA. THIS OFFICIAL HAD GONE TO JERUSALEM TO WORSHIP. 28 ON HIS WAY HOME HE WAS SITTING IN HIS CHARIOT. HE WAS READING THE BOOK OF ISAIAH THE PROPHET. 29 THE HOLY SPIRIT TOLD PHILIP, "GO TO THAT CHARIOT. STAY NEAR IT."

30 SO PHILIP RAN UP TO THE CHARIOT. HE HEARD THE MAN READING ISAIAH THE PROPHET. "DO YOU UNDERSTAND WHAT YOU'RE READING?" PHILIP ASKED.

31 "HOW CAN I?" HE SAID. "I NEED SOMEONE TO EXPLAIN IT TO ME." SO HE INVITED PHILIP TO COME UP AND SIT WITH HIM.

32 HERE IS THE PART OF SCRIPTURE THE OFFICIAL WAS READING. IT SAYS,

"HE WAS LED LIKE A SHEEP TO BE KILLED. JUST AS LAMBS ARE SILENT WHILE THEIR WOOL IS BEING CUT OFF, HE DID NOT OPEN HIS MOUTH. 33 WHEN HE WAS TREATED BADLY, HE WAS REFUSED A FAIR TRIAL. WHO CAN SAY ANYTHING ABOUT HIS CHILDREN? HIS LIFE WAS CUT OFF FROM THE EARTH." (ISAIAH 53:7,8)

34 THE OFFICIAL SAID TO PHILIP, "TELL ME, PLEASE. WHO IS THE PROPHET TALKING ABOUT? HIMSELF, OR SOMEONE ELSE?" 35 THEN PHILIP BEGAN WITH THAT SAME PART OF SCRIPTURE. HE TOLD HIM THE GOOD NEWS ABOUT JESUS.

C H A R I O T E X P L A I N T H E G P L
T E H P O R P S C R I P T U R E O O E G
N A I P O I H T E D N E W S O F J G E A
E S U S U J D P H A I A S I J I N M H Z
T I R I P S Y L O H E K A D N A K V S A

THE LIST OF WORDS BELOW ARE KEY WORDS FROM THE DAY 5 - SCRIPTURE FOCUS. FIND AND MARK THROUGH EACH OF THE WORDS IN THE PUZZLE. THE LETTERS NOT USED WILL FORM A MYSTERY PHRASE. WRITE THE PHRASE IN THE BLANKS.

ANGEL GAZA PROPHET
CHARIOT HOLY SPIRIT SCRIPTURE
ETHIOPIAN ISAIAH SHEEP
EXPLAIN KANDAKE



BOLD SERVICE


In Mark 9:33-36, Jesus taught His disciples about service. His disciples had been arguing among themselves concerning who was the most important. Jesus decided to use the opportunity to teach His disciples a very important lesson.

“Jesus sat down and called for the 12 to come to him. Then he said, ‘Anyone who wants to be first must be the very last. They must be the servant of everyone’” (Mark 9:35b).

After this, Jesus took a little child into his arms and, speaking again to His disciples, He said, “Anyone who welcomes one of these little children in my name welcomes me. And anyone who welcomes me also welcomes the one who sent me” (Mark 9:37).

Service comes in many forms. It can be a simple prayer for a friend or family member, or it can involve the giving of your time and efforts to physically serve others. What is most important is the motivation that is behind the service. The only thing that should motivate someone to serve should be nothing less than their love for God and their neighbor. Draw a picture of how you plan to live out the spiritual discipline of service.

MY BOLD SERVICE FOR JESUS 




DAY 5 - TELLY MISSIONS

The 2016 Kids Reaching Kids Mission Offering Project is called, **POWER: UNLOCKING THE POWER OF GOD'S WORD.**


This offering will help combat biblical illiteracy by equipping children with God's Word.

In addition to the annual Mission Offering Project, a portion of the money raised by you and children from all across the globe for Kids Reaching Kids is used for a number of other ongoing ministry efforts. The creation of the BOLD VBS curriculum is one example of how kids are reaching kids through their efforts for missions.

Raising money for Kids Reaching Kids does not have to end when VBS is over. You can raise money to help Kids Reaching Kids all year-long. To help you, you can go to the Day 5 - Resources page at www.boldvbs.com. There you can download your very own **POWER MISSIONS BOX** like the ones pictured here.



Decorate your own, or download a full color version



BOLD JR



VACATION BIBLE SCHOOL PAGES

ACTS 8:26-40

**PHILIP BOLDLY TOLD THE ETHIOPIAN
THE GOOD NEWS OF JESUS**



**WE BOLDLY TELL OTHERS
THE GOOD NEWS OF JESUS**



JESUS' DISCIPLES BOLDLY SHARE THE GOSPEL

WWW.BOLDVBS.COM

BOLD JR 

DAY 5 - BIBLE STORY

ACTS 8:26-40 NIRV



Philip Boldly Told the Ethiopian the Good News of Jesus

Setting the Story – Acts 6:1-7, 8:1- 13, NIRV

Today's Bible story centers on the story of Philip and his **BOLD** willingness to share the **GOOD NEWS** of Jesus despite the risks and dangers facing Christians at this time in history.

It is important to distinguish the Philip in chapters 6 and 8 of Acts with the Philip who had been one of the original 12 disciples of Jesus. The Philip in our story is first mentioned in Acts 6:1-7 as being among the seven new leaders, along with Stephen, who were chosen to help give attention to the widows of the Greek Jews.

The first time we hear of Philip in ministry, however, comes in Acts, Chapter 8. The events found in verses 1-3 describe the situation in Jerusalem following the death of Stephen that was the focus of the Day 2 – Bible Story. As a result, Philip, in verses 4-8, went to Samaria in order to **BOLDLY** preach to the believers who had gone their following the persecution in Jerusalem.

“There he preached about the Messiah. The crowds listened to Philip and saw the signs he did. All of them paid close attention to what he said. Evil spirits screamed and came out of many people. Many people who were disabled or who couldn't walk were healed” (Acts 8:4-7).

Philip is also mentioned in Acts 8:12-13 as the individual who baptized Simon the Evil Magician. Simon is the one who, in Acts 8:18-20, tried to give Peter and John money in return for the power to help people receive the Holy Spirit. Peter and John, sensing the evil intentions Simon had, rebuked him, telling Simon that his faith was not as it should be. They then encouraged him to pray to the Lord for forgiveness.

The Story – Acts 8:26-40

One day an angel spoke to a man named Philip. Philip had been **BOLDLY** preaching the **GOOD NEWS** of Jesus and healing many people in Samaria.

The angel told Philip to go to “road that goes down from Jerusalem to Gaza” (Acts 8:26b). Philip obeyed the angel; and while he was on his way, he met a man who worked for the queen of Ethiopia. .

The man from Ethiopia had gone to Jerusalem to worship. He was now sitting in his chariot and reading from the Book of Isaiah. The Holy Spirit (Jesus's Spirit) told Philip to go stand near the Ethiopian's chariot.

Philip **BOLDLY** ran up to the chariot. When he arrived, he heard the Ethiopian official reading. Philip asked him, “Do you understand what you're reading” (Acts 8:30b)? “How can I?” the Ethiopian said. “I need someone to explain it to me.”

So Philip climbed up into the chariot and explained to the Ethiopian that the passage he had been reading was about Jesus. Philip **BOLDLY** told the Ethiopian the **GOOD NEWS** of Jesus.

**KEY
VERSE**

SO PHILIP RAN UP TO THE CHARIOT. HE HEARD THE MAN READING ISAIAH THE PROPHET. "DO YOU UNDERSTAND WHAT YOU'RE READING?" PHILIP ASKED... "HOW CAN I?" HE SAID. "I NEED SOMEONE TO EXPLAIN IT TO ME." HE TOLD HIM THE GOOD NEWS ABOUT JESUS. ACTS 8:30B, 31, & 35B

The **GOOD NEWS** of Jesus is how Jesus died on a cross for the forgiveness of sins. Anyone who will accept Jesus into their hearts can live with Jesus in heaven forever.

The Ethiopian liked what Philip had told him. Then, “as they traveled along the road, they came to some water. The official said, ‘Look! Here is water! What can stop me from being baptized?’” (Acts 8:36-37). So Philip baptized the Ethiopian.

Philip continued to travel all around **BOLDLY** preaching the **GOOD NEWS** of Jesus in all the towns he visited.

Story Summary & Discussion


Say to the Children – Have you ever heard something that you did not understand? (Allow children the opportunity to answer.) **Ask** – What do you do when you can’t understand something? (Allow children the opportunity to answer.) **Ask** – When the Ethiopian official in our story did not understand what he was reading from the book of Isaiah, who helped him to understand? (Philip helped the Ethiopian)

Say to the Children – There may be people you know who are confused about what they hear about Jesus. This is why disciples of Jesus must learn as much as they can about Jesus. This is done by learning about Jesus in church, in Sunday School classes, or, like you are doing this week, in Vacation Bible School.

Say – When we help others understand who Jesus is, we, like Philip, are **BOLDLY** sharing the **GOOD NEWS** of Jesus with them.

Ask the Children – Do you know anyone who needs to hear the **GOOD NEWS** of Jesus? (Allow children the opportunity to answer. Help them think about a friend, family member, or someone they may know of but have never met, who needs to hear the **GOOD NEWS** of Jesus.)





DAY 5 - BIBLE MEMORY ACTIVITY

Day 5 Memory Verse – Ephesians 6:19c

I can be bold as I tell the mystery of the good news.

Memorizing Bible verses helps children hide God's Word in their hearts. When children have God's Word in their hearts, they can boldly face the challenges of life.

The theme for Day 5 of **BOLD** is **WE BOLDLY TELL OTHERS THE GOOD NEWS OF JESUS**. The memory verse selected for Day 5 from the book of Ephesians will help reinforce this theme. . This verse helps children focus on how the power of Jesus' Spirit helps them be BOLD as they trust Jesus to give them the right words to say when they share His Good News with their friends and family.

Day 5 - Bible Memory Activity

Adding motions while saying a Bible verse is a great way to help children memorize it. Teach children the following motions that have been added to the Day 5 memory verse. Encourage children to add some emotion when they act out the motions. Once the children have practiced it a few times, challenge them to see if they can say the verse using the motions without any assistance.



PART 1 – I can be bold

Similar to Day 3, children should make their best superhero pose.

PART 2 – ...as I tell the mystery

As they children say this line, have them make their best "quizzical look," which would be the look they would have when they are thinking really hard.



PART 3 – of the good news.

Finally, have the children shout this line and, as they do, have them celebrate the Good News of Jesus!



NAME _____

DAY 5
JR

WE BOLDLY TELL OTHERS THE GOOD NEWS OF JESUS

ACTS 8: 26-40



DAY 5 - JR PRAYER FOCUS

DEAR JESUS,
HELP ME TO TELL OTHERS
YOUR GOOD NEWS. AMEN



GO AND BOLDLY
TELL OTHERS THE
GOOD NEWS OF
JESUS!



DAY 5 - JR SCRIPTURE FOCUS - ACTS 8: 26-27^a, 28^b-31, & 35 NIRV


26 AN ANGEL OF THE LORD SPOKE TO PHILIP. "GO SOUTH TO THE DESERT ROAD," HE SAID. "IT'S THE ROAD THAT GOES DOWN FROM JERUSALEM TO GAZA." 27^a SO PHILIP STARTED OUT. ON HIS WAY HE MET AN ETHIOPIAN OFFICIAL. 28^b HE WAS READING THE BOOK OF ISAIAH THE PROPHET. 29 THE HOLY SPIRIT TOLD PHILIP, "GO TO THAT CHARIOT. STAY NEAR IT."

30 SO PHILIP RAN UP TO THE CHARIOT. HE HEARD THE MAN READING ISAIAH THE PROPHET. "DO YOU UNDERSTAND WHAT YOU'RE READING?" PHILIP ASKED.

31 "HOW CAN I?" HE SAID. "I NEED SOMEONE TO EXPLAIN IT TO ME." SO HE INVITED PHILIP TO COME UP AND SIT WITH HIM. 35 THEN PHILIP BEGAN WITH THAT SAME PART OF SCRIPTURE. HE TOLD HIM THE GOOD NEWS ABOUT JESUS.



WILL YOU TELL ME
THE GOOD NEWS OF JESUS?



DAY 5 - INKWELL DISCIPLESHIP

BOLD SERVICE FOR JESUS

One day Jesus decided to teach his disciples about service. "Jesus sat down and called for the 12 to come to him. Then he said, 'Anyone who wants to be first must be the very last. They must be the servant of everyone'" (Mark 9:35b).

After this, Jesus took a little child into his arms and, speaking again to His disciples, He said, "Anyone who welcomes one of these little children in my name welcomes me. And anyone who welcomes me also welcomes the one who sent me" (Mark 9:37). Draw a picture of Jesus teaching his disciples about service in the space below.

**JESUS USED
A LITTLE
CHILD TO
TEACH HIS
DISCIPLES
ABOUT
SERVICE**




DAY 5 - TELLY MISSIONS

The 2016 Kids Reaching Kids Mission Offering Project is called, **POWER: UNLOCKING THE POWER OF GOD'S WORD**. This offering will help combat biblical illiteracy by equipping children with God's Word.

In addition to the annual Mission Offering Project, a portion of the money raised by you and children from all across the globe for Kids Reaching Kids is used for a number of other ongoing ministry efforts. The creation of the BOLD VBS curriculum is one example of how kids are reaching kids through their efforts for missions.

Raising money for Kids Reaching Kids does not have to end when VBS is over. You can raise money to help Kids Reaching Kids all year-long. To help you, you can go to the Day 5 - Resources page at www.boldvbs.com. There you can download your very own **POWER MISSIONS BOX** like the ones pictured here.



Decorate your own, or download a full color version

